

4.20 mm. SINGLE ROW SIDE ENTRY HEADER



6737 SERIES. 4.20 mm. (0.165") pitch.

General Features

- Available in 2 through 12 circuits
- Mates with 4.20 mm crimp housing 6739 series
- Square pin 1,14m tin plated
- Fully shrouded with polarized slot
- Positive lock

Materials

- Insulator: Nylon UL 94 V-0 or Nylon 66 UL 94 V-2
- Contact: Tin plated brass
- Operating temperature: -25°C to +85°C
- RoHS compliant

Dimensional Information

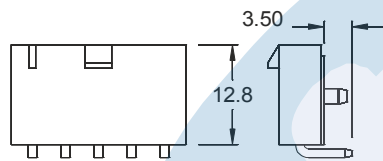
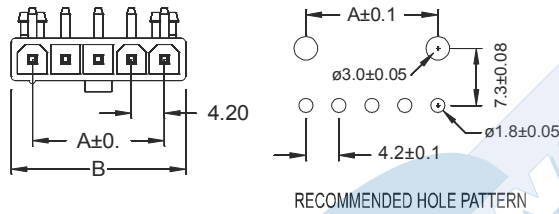
Electrical Features

- Voltage rating: < 600V
- Current rating: < 9 A
- Contact resistance: < 10 mΩ
- Dielectric withstanding voltage: 1500 V AC/minute
- Insulation resistance: >1000 MΩ

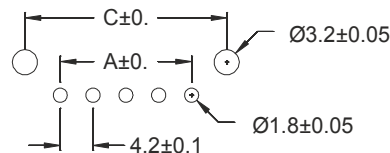
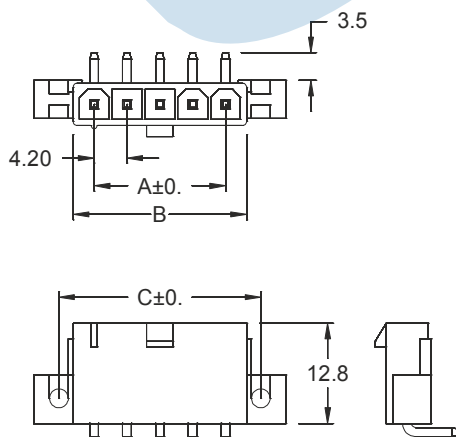
Mechanical Features

- Pin retention force to insulator: > 1.00 Kgf
- Durability: 25 cycles

V = 1

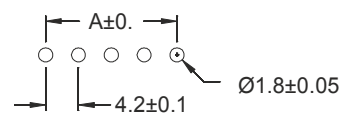
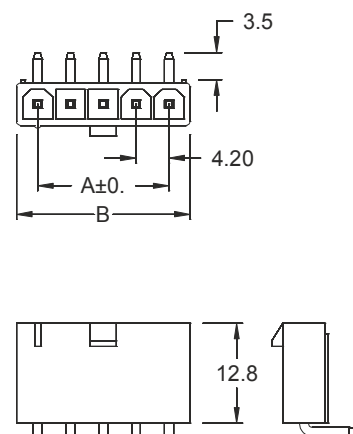


V = 2



RECOMMENDED HOLE PATTERN

V = 3



RECOMMENDED HOLE PATTERN

CIRCUITOS	CÓDIGO	DIMENSIONES	
		A	B
2	6737 - T02V	4.20 (0.165)	9.60 (0.378)
3	6737 - T03V	8.40 (0.331)	13.80 (0.543)
4	6737 - T04V	12.60 (0.496)	18.00 (0.709)
5	6737 - T05V	16.80 (0.661)	22.20 (0.874)
6	6737 - T06V	21.00 (0.827)	26.40 (1.039)
7	6737 - T07V	25.20 (0.992)	30.60 (1.205)
8	6737 - T08V	29.40 (1.157)	34.80 (1.370)
9	6737 - T09V	33.60 (1.323)	39.00 (1.535)
10	6737 - T10V	37.80 (1.488)	43.20 (1.700)
11	6737 - T11V	42.00 (1.653)	47.40 (1.866)
12	6737 - T12V	46.20 (1.819)	51.60 (2.031)

T = Contact Plating

- T = 2. Tin plated

2. V = Connector Options

- V = 1. With PCB fixing pegs
- V = 2. With moulding ears
- V = 3. Without PCB fixing pegs and moulding ears