

SINGLE ROW TOP ENTRY HEADER



1168 SERIES. 1.25 mm. (0.049") pitch.

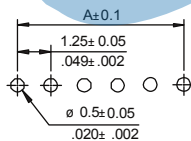
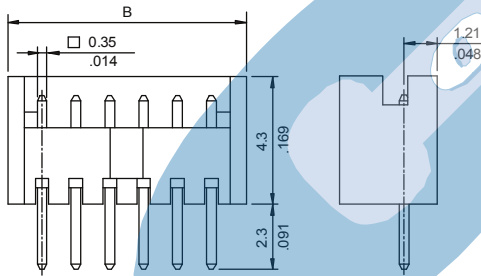
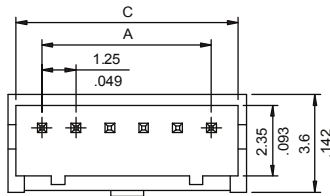
General Features

- Available in 2 through 15 circuits
- Mates with 1.25 mm crimp housing 1165 serie
- Tin plated pin 0.35 mm. square
- Locking slots provide secure mating
- Polarization and low profile

Materials

- Insulator: nylon 66 UL 94 V-0
- Contact: Tin plated brass
- Operating temperature: -25°C to +85°C
- RoHS compliant

Dimension Information




RECOMMENDED HOLE PATTERN

Electrical Features

- Voltage rating: < 125V
- Current rating: < 1 A
- Contact resistance: < 20 mΩ
- Dielectric withstanding voltage: 250 V AC/minute
- Insulation Resistance: >100 MΩ

Mechanical Features

- Pin retention force to insulator: > 0.40 Kg f
- Durability: 25 cycles



1168 - T- XX- 1
1 2 3 4

1. Connector Serie

2. (T) Contacts Plating

- T = 2. Tin-plated.
RECOMMENDED FINISH

3. (XX) Number Of Contacts

- Available in 2 through 15 circuits

Dimensions: (In mm.)

A = 1.25 x (XX-1)

B = 1.25 x (XX)+1.85

C = 1.25 x (XX)+0.65