

DUAL ROW TOP ENTRY SMT HEADER



1170 SERIES. 1.25 (0.049") mm pitch.

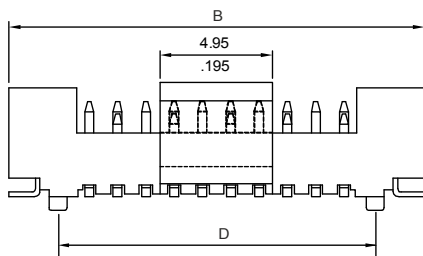
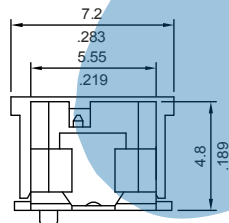
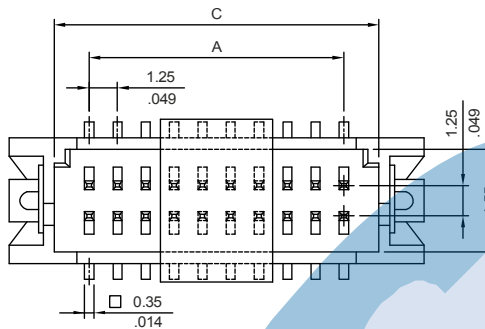
General Features

- Available in 10, 14, 20, 30 and 40 circuits
- Mates with 1.25 mm crimp housing 1166 serie
- Tin plated pin 0.35 mm. square
- Soldering tabs to fix to PCB
- Polarization and low profile

Materials

- Insulator: nylon 66 UL 94 V-0
- Contact: Tin plated phosphor bronze
- Operating temperature: -25°C to +85°C
- RoHS compliant

Dimension Information




Electrical Features

- Voltage rating: < 125V
- Current rating: < 1 A
- Contact resistance: < 20 mΩ
- Dielectric withstanding voltage: 250 V AC/minute
- Insulation Resistance: >100 MΩ

Mechanical Features

- Pin retention force to insulator: > 0.40 Kg f
- Durability: 25 cycles



1170 - T- XX- 1
1 2 3 4

1. Connector Serie

2. (T) Contacts Plating

- T = 2. Tin-plated.
RECOMMENDED FINISH

3. (XX) Number Of Contacts

- Available in 10, 14, 20, 30 and 40 circuits

Dimensions: (In mm.)

- A = 1.25 x (XX-1)
- B = 1.25 x (XX)+5.85
- C = 1.25 x (XX)+1.85
- D = 1.25 x (XX)+1.25