

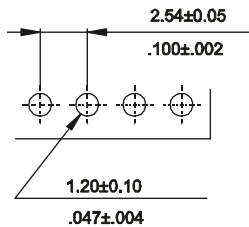
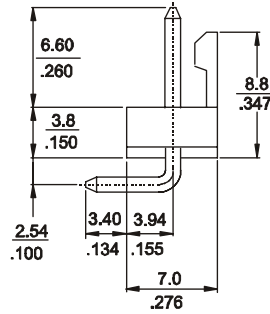
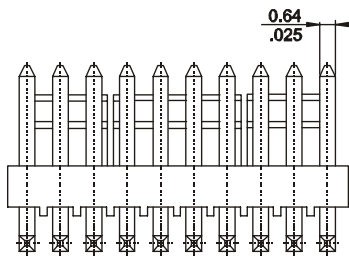
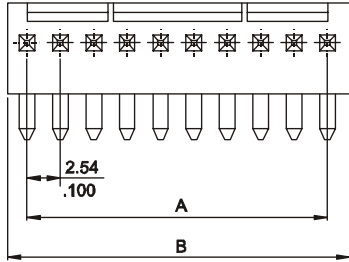
R/ANGLE HEADER WITH SHORT BACK WALL

2534 SERIES 2.54mm (0.100") For PCB Solder.

Features

- Available in 2 through 20 circuits
- Insulator Material: Nylon 6/6 UL 94V-2
- Contact Material: 0.64mm(.025") square pin in Brass
- Mates with 2544-A and 2544-B series socket
- Polarised with locking ramp

Dimensional Information



RECOMMENDED HOLE PATTERN

Dimensional and Ordering Information

Circuit Size	Part Number	Dimensions	
		A	B
02	2534-T021	2,54(0,100)	5,08(0,200)
03	2534-T031	5,08(0,200)	7,62(0,300)
04	2534-T041	7,62(0,300)	10,16(0,400)
05	2534-T051	10,16(0,400)	12,70(0,500)
06	2534-T061	12,70(0,500)	15,24(0,600)
07	2534-T071	15,24(0,600)	17,78(0,700)
08	2534-T081	17,78(0,700)	20,32(0,800)
09	2534-T091	20,32(0,800)	22,86(0,900)
10	2534-T101	22,86(0,900)	25,40(1,000)
11	2534-T111	25,40(1,000)	27,94(1,100)
12	2534-T121	27,94(1,100)	30,48(1,200)
13	2534-T131	30,48(1,200)	33,02(1,300)
14	2534-T141	33,02(1,300)	35,56(1,400)
15	2534-T151	35,56(1,400)	38,10(1,500)
16	2534-T161	38,10(1,500)	40,64(1,600)
17	2534-T171	40,64(1,600)	43,18(1,700)
18	2534-T181	43,18(1,700)	45,72(1,800)
19	2534-T191	45,72(1,800)	48,26(1,900)
20	2534-T201	48,26(1,900)	50,80(2,000)

T = Plating Options

- T = 2. Tin Plated.
Recommended Finish
- T = 3. Gold flash over 30-50µ" nickel overall
- T = 5. 15µ" gold over 30-50µ" nickel overall
- T = 6. 30µ" gold over 30-50µ" nickel overall

