

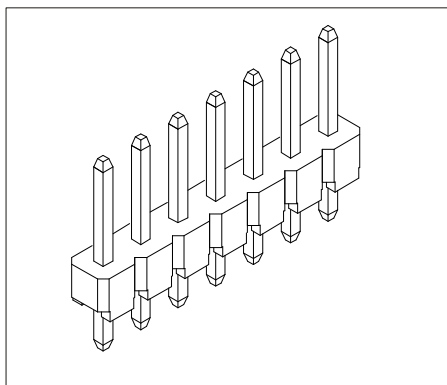
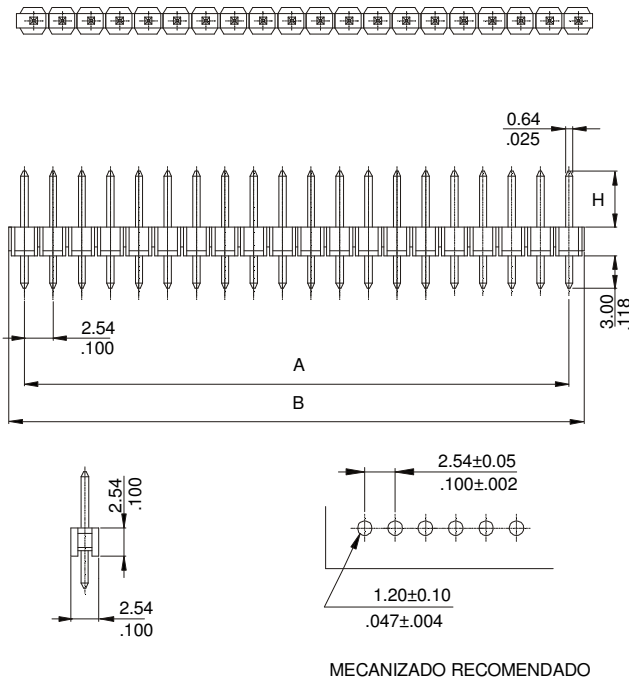
BREAKAWAY STRAIGHT HEADER

2556 SERIES 2.54mm(0.100") Single Row Breakaway Header

Features

- Available in 2 through 40 circuits
- Mates with 2.54mm(.100") single row sockets
- Material: Glass filled polyester UL 94V-0. Colour Black
- 0.64mm(.025") square pin in copper alloy
- Different pin length and plating options are available
- Stackable side by side and end to end
- Easy breakaway to desired circuit size
- For other options consult the Sales Office

Dimensional Information:



Ordering and Dimensional Information

Dimension	Part Number	Dimension	
		A	B
02	2556-T02C	2,54(0,100)	5,08(0,200)
03	2556-T03C	5,08(0,200)	7,62(0,300)
04	2556-T04C	7,62(0,300)	10,16(0,400)
05	2556-T05C	10,16(0,400)	12,70(0,500)
06	2556-T06C	12,70(0,500)	15,24(0,600)
07	2556-T07C	15,24(0,600)	17,78(0,700)
08	2556-T08C	17,78(0,700)	20,32(0,800)
09	2556-T09C	20,32(0,800)	22,86(0,900)
10	2556-T10C	22,86(0,900)	25,40(1,000)
11	2556-T11C	25,40(1,000)	27,94(1,100)
12	2556-T12C	27,94(1,100)	30,48(1,200)
13	2556-T13C	30,48(1,200)	33,02(1,300)
14	2556-T14C	33,02(1,300)	35,56(1,400)
15	2556-T15C	35,56(1,400)	38,10(1,500)
16	2556-T16C	38,10(1,500)	40,64(1,600)
17	2556-T17C	40,64(1,600)	43,18(1,700)
18	2556-T18C	43,18(1,700)	45,72(1,800)
19	2556-T19C	45,72(1,800)	48,26(1,900)
20	2556-T20C	48,26(1,900)	50,80(2,000)
21	2556-T21C	50,80(2,000)	53,34(2,100)
22	2556-T22C	53,34(2,100)	55,88(2,200)
23	2556-T23C	55,88(2,200)	58,42(2,300)
24	2556-T24C	58,42(2,300)	60,96(2,400)
25	2556-T25C	60,96(2,400)	63,50(2,500)
26	2556-T26C	63,50(2,500)	66,04(2,600)
27	2556-T27C	66,04(2,600)	68,58(2,700)
28	2556-T28C	68,58(2,700)	71,12(2,800)
29	2556-T29C	71,12(2,800)	73,66(2,900)
30	2556-T30C	73,66(2,900)	76,20(3,000)
31	2556-T31C	76,20(3,000)	78,74(3,100)
32	2556-T32C	78,74(3,100)	81,28(3,200)
33	2556-T33C	81,28(3,200)	83,82(3,300)
34	2556-T34C	83,82(3,300)	86,36(3,400)
35	2556-T35C	86,36(3,400)	88,90(3,500)
36	2556-T36C	88,90(3,500)	91,44(3,600)
37	2556-T37C	91,44(3,600)	93,98(3,700)
38	2556-T38C	93,98(3,700)	96,52(3,800)
39	2556-T39C	96,52(3,800)	99,06(3,900)
40	2556-T40C	99,06(3,900)	101,60(4,000)

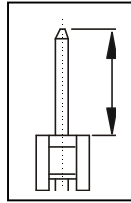
T = Contact Plating

- T = 2. Tin plated
- T = 3. Gold flash over 30-50µ" nickel overall
Recommended Finish
- T = 5. 15µ" gold over 30-50µ" nickel overall
- T = 6. 30µ" gold over 30-50µ" nickel overall
- T = 13. Selective gold flash over 30-50µ" nickel overall
- T = 15. 15µ" selective gold over 30-50µ" nickel overall
- T = 16. 30µ" selective gold over 30-50µ" nickel overall

S/ROW BREAKAWAY STRAIGHT HEADER



2556 SERIES. 2.54mm (0.100") Single Row Breakaway Header



C = Pin Length

- C = **0**. Dimension H = 2.90 mm.
- C = **1**. Dimension H = 6.00 mm.
Recommended finish
- C = **2**. Dimension H = 6.85 mm.
- C = **3**. Dimension H = 8.30 mm.
- C = **4**. Dimension H = 11.80 mm.
- C = **5**. Dimension H = 15.00 mm.
- C = **6**. Dimension H = 19.00 mm.
- C = **7**. Dimension H = 9.900 mm.
- C = **8**. Dimension H = 16.56 mm.
- C = **9**. Dimension H = 7.29 mm.
- C = **10**. Dimension H = 6.30 mm.
- C = **11**. Dimension H = 7.26 mm.
- C = **12**. Dimension H = 8.86 mm.
- C = **13**. Dimension H = 5.86 mm.
- C = **14**. Dimension H = 14.70 mm.
- C = **15**. Dimension H = 11.00 mm.
- C = **16**. Dimension H = 26.00 mm.
- C = **17**. Dimension H = 19.96 mm.
- C = **18**. Dimension H = 10.60 mm.
- C = **19**. Dimension H = 12.00 mm.
- C = **20**. Dimension H = 7.00 mm.
- C = **21**. Dimension H = 4.60 mm.
- C = **22**. Dimension H = 3.00 mm.
- C = **23**. Dimension H = 4.50 mm.