

IDC TRANSITION DIP PLUG CONNECTOR

5448 SERIES For 1.27mm (.050") Centre Flat Cable.

Features

- Available in 8, 10, 14, 16, 18, 20, 24, 28, 32 and 40 circuits
- Insulator Material: Polyester (UL 94V-0)
- Contact Material: Phosphor bronze
- Can be plugged into DIP socket or directly soldered on PCB.
- Different plating options are available
- Low profile (6mm after assembly)
- Mates with 9127 series, 1.27mm flat ribbon cable

Dimensional Information

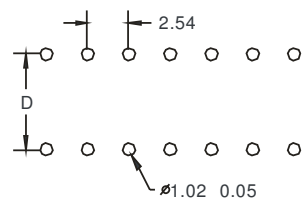
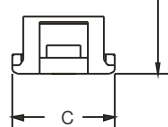
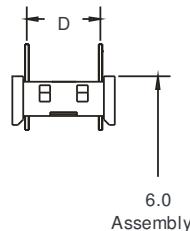
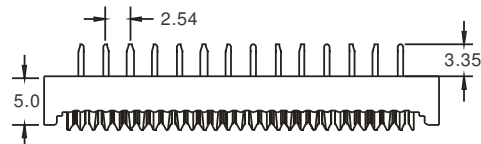

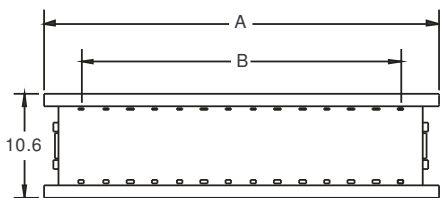
Ordering and Dimensional Information

Circuit Size	Part Number	Dimensions			
		A	B	C	D
08	5448-T080	15.44 (0.608)	7.62(0.300)	10.60(0.417)	7.62 (0.300)
10	5448-T100	17.98 (0.708)	10.16(0.400)	10.60(0.417)	7.62 (0.300)
14	5448-T140	23.06 (0.907)	15.24(0.600)	10.60(0.417)	7.62 (0.300)
16	5448-T160	25.60 (1.008)	17.78(0.700)	10.60(0.417)	7.62 (0.300)
18	5448-T180	28.14 (1.108)	20.32(0.800)	10.60(0.417)	7.62 (0.300)
20	5448-T200	30.68 (1.208)	22.86(0.900)	10.60(0.417)	7.62 (0.300)
24	5448-T240	35.76 (1.408)	27.94(1.100)	18.25 (0.718)	15.24 (0.600)
28	5448-T280	33.22 (1.308)	33.02(1.300)	18.25 (0.718)	15.24 (0.600)
28 *	5448-T282	40.84 (1.608)	33.02(1.300)	10.60(0.417)	7.62 (0.300)
32	5448-T320	48.46 (1.908)	38.10(1.500)	18.25 (0.718)	15.24 (0.600)
40	5448-T400	56.08 (2.208)	48.26(1.900)	18.25 (0.718)	15.24 (0.600)

*Narrow version (7.62 mm.)

T = Contact Plating

- T = 2. Tin plated.
- T = 3. Gold flash over 50µ" nickel.
Recommended Finish
- T = 5. 15µ" gold over 50µ" nickel
- T = 6. 30µ" gold over 50µ" nickel



RECOMMENDED HOLE PATTERN