

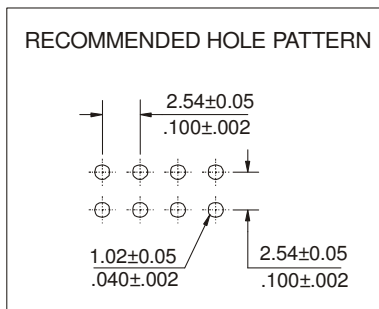
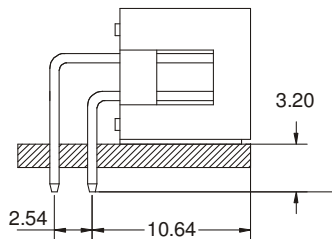
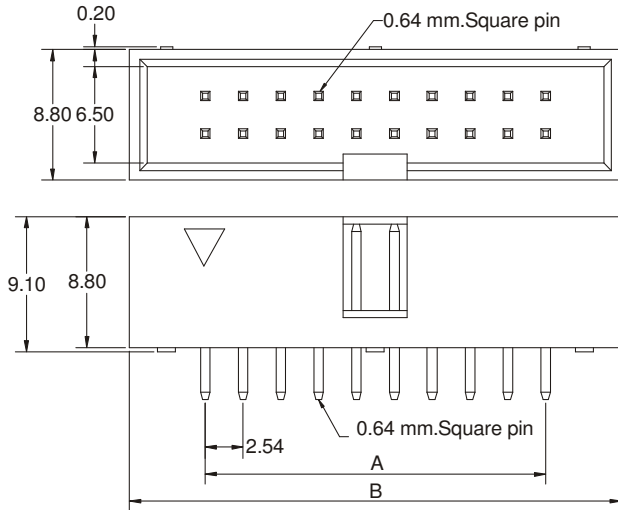
2.54mm RIGHT ANGLE BOX HEADER

5447 SERIES 2.54 x 2.54mm (0.100 x 0.100") Low Profile. For PCB Solder.

Features

- Available in 8, 10, 12, 14, 16, 20, 24, 26, 30, 34, 40, 44, 48, 50, 60 and 64 circuits
- Insulator Material: Glass filled Polyester UL 94V-0
- Contact Material: 0.64mm square pin in brass
- Low profile
- Fully shrouded
- Mates with 5440 series IDC connector
- Different plating options are available

Dimensional Information



Ordering and Dimensional Information

Circuit Size	Part Number	Dimension	
		A	B
08	5447-T080	7,62(0,300)	17,81(0,701)
10	5447-T100	10,16(0,400)	20,35(0,801)
12	5447-T120	12,70(0,500)	22,90(0,902)
14	5447-T140	15,24(0,600)	25,43(1,001)
16	5447-T160	17,78(0,700)	27,97(1,101)
20	5447-T200	22,86(0,900)	33,05(1,301)
24	5447-T240	27,94(1,100)	38,13(1,501)
26	5447-T260	30,48(1,200)	40,67(1,601)
30	5447-T300	35,56(1,400)	45,75(1,801)
34	5447-T340	40,64(1,600)	50,83(2,001)
40	5447-T400	48,26(1,900)	58,45(2,301)
44	5447-T440	53,34(2,100)	63,53(2,501)
48	5447-T480	58,42(2,300)	68,61(2,701)
50	5447-T500	60,96(2,400)	71,15(2,801)
60	5447-T600	73,66(2,900)	83,85(3,301)
64	5447-T640	78,74(3,100)	88,93(3,501)

T = Contact Plating

- T = 2. Tin-plated.
- T = 3. Gold flash over 50µ" nickel.
Recommended Finish
- T = 5. 15µ" gold over 50µ" nickel
- T = 6. 30µ" gold over 50µ" nickel

