

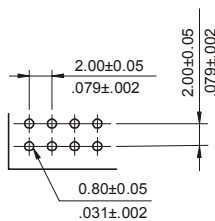
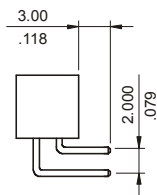
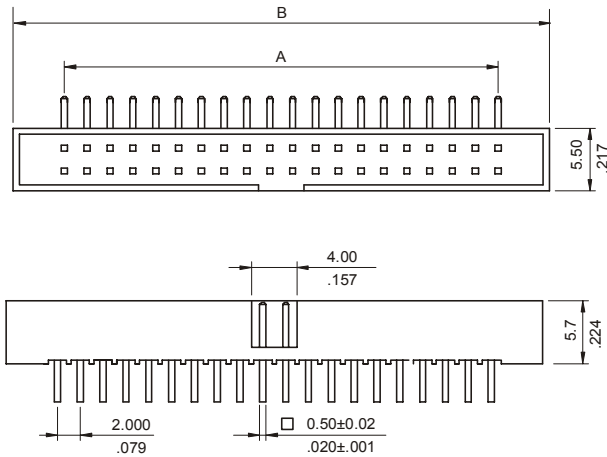
# RIGHT ANGLE BOX HEADER

## 4447 SERIES 2.00 x 2.00mm (0.079 x 0.079") For PCB Solder

### Features

- Available in 8, 10, 12, 14, 16, 20, 22, 24, 26, 30, 32, 34, 36, 40, 44, 50, 60 and 68 circuits
- Insulator Material: Glass filled Polyester UL 94V-0
- Low profile. Fully shrouded
- 0.50mm square pin. Different plating options are available
- Mates with 2045 series IDC connector

### Dimensional Information



RECOMMENDED HOLE PATTERN

### Ordering and Dimensional Information

Circuit Size	Part Number	Dimensions	
		A	B
8	4447-T080	6,00(0,236)	15,10(0,594)
10	4447-T100	8,00(0,315)	17,10(0,673)
12	4447-T120	10,00(0,394)	19,10(0,752)
14	4447-T140	12,00(0,472)	21,10(0,831)
16	4447-T160	14,00(0,551)	23,10(0,909)
20	4447-T200	18,00(0,709)	27,10(1,067)
22	4447-T220	20,00(0,787)	29,10(1,146)
24	4447-T240	22,00(0,866)	31,10(1,224)
26	4447-T260	24,00(0,945)	33,10(1,303)
30	4447-T300	28,00(1,102)	37,10(1,461)
32	4447-T320	30,00(1,181)	39,10(1,539)
34	4447-T340	32,00(1,260)	41,10(1,618)
36	4447-T360	34,00(1,339)	43,10(1,697)
40	4447-T400	38,00(1,496)	47,10(1,854)
44	4447-T440	42,00(1,654)	51,10(2,012)
50	4447-T500	48,00(1,890)	57,10(2,248)
60	4447-T600	58,00(2,283)	67,10(2,642)
68	4447-T680	66,00(2,598)	75,10(2,957)

### T = Contact Plating

- T = 2. Tin-plated.
- T = 3. Gold flash over 50µ" nickel.  
Recommended Finish
- T = 5. 15µ" gold over 50µ" nickel
- T = 6. 30µ" gold over 50µ" nickel

