

8.10mm FOOTPRINT EMI R/A D-SUB PLUG

8006 SERIES With Ferrite PCB Solder Right Angle D-Sub Plug

Features

- Available in 9, 15, 25 and 37 Circuits
- Insulator Material: Glass filled polyester UL 94V-0
- Contact Material: Cooper alloy with different plating
- Ideal for applications of high frequency (100-300 Mhz.) and high speed transmission of digital signals
- Shell: Steel, tin plated as standard
- Standard connector C = 1 (Riveted ground hooks with 4-40 UNC thread)
- Impedance: 30 Ω for 25 MHz. and 60 Ω for 100 MHz.
- For other options consult the Sales Office

Dimensional Information

Ordering and Dimensional Information

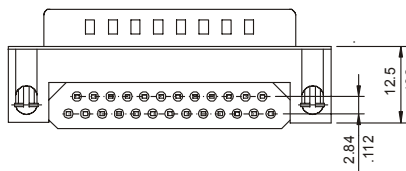
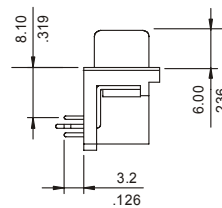
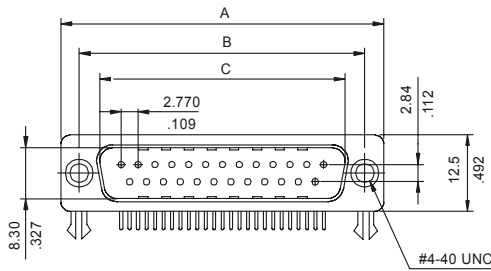
Circuit Size	Part Number	Dimensions		
		A	B	C
9	8006 – T09C	30.80 (1.213)	25.00 (0.984)	16.92 (0.666)
15	8006 – T15C	39.20 (1.543)	33.30 (1.311)	25.25 (0.994)
25	8006 – T25C	53.10 (2.091)	47.10 (1.854)	38.96 (1.534)
37	8006 – T37C	69.40 (2.732)	63.50 (2.500)	55.42 (2.182)

T = Contact Plating

- T = 3. Gold flash over 50μ" nickel
- T = 4. 10μ" gold over 50μ" nickel
- T = 5. 15μ" gold over 50μ" nickel
- T = 6. 30μ" gold over 50μ" nickel

C = Hardware Options

- C = 1. Riveted ground hooks pre-loaded 4.40 UNC Hex screws (standard)
- C = 0. Riveted ground hooks with 4.40 UNC thread



RECOMMENDED HOLE PATTERN

