

STRAIGHT FRICTION LOCK HEADER

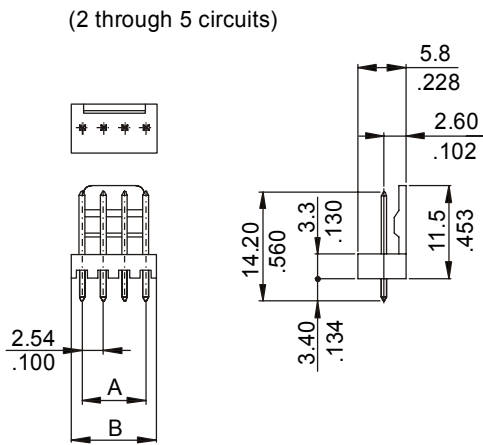


2545 SERIES 2.54mm (.100") Polarised Friction Lock Header

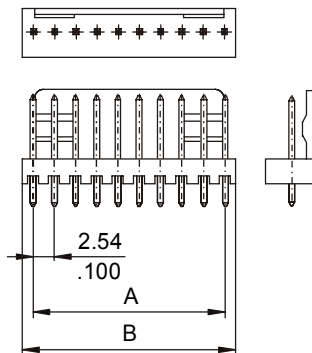
Features

- Available in 2 through 20 circuits
- Material: Nylon 6/6 UL 94V-0
- 0.64mm(.025") square pin
- Mates with 2544-A and 2544-B socket
- With polarisation friction lock
- Low profile

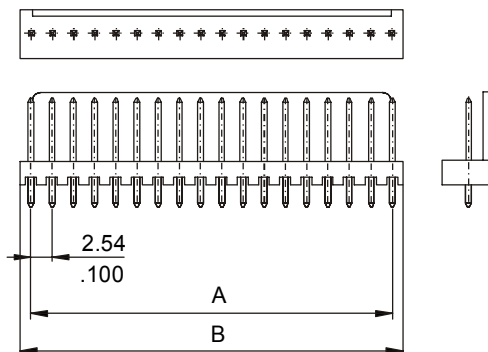
Dimensional Information:



(6 through 15 circuits)



(16 through 20 circuits)

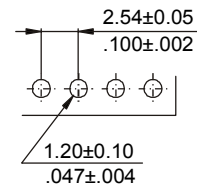


Dimensional & Ordering Information:

Circuit Size	Part Number	Dimensions	
		A	B
02	2545-T021	2,54(0,100)	5,10(0,201)
03	2545-T031	5,08(0,200)	7,60(0,299)
04	2545-T041	7,62(0,300)	10,20(0,402)
05	2545-T051	10,16(0,400)	12,70(0,500)
06	2545-T061	12,70(0,500)	15,20(0,598)
07	2545-T071	15,24(0,600)	17,80(0,701)
08	2545-T081	17,78(0,700)	20,30(0,799)
09	2545-T091	20,32(0,800)	22,90(0,902)
10	2545-T101	22,86(0,900)	25,40(1,000)
11	2545-T111	25,40(1,000)	27,90(1,108)
12	2545-T121	27,94(1,100)	30,50(1,201)
13	2545-T131	30,48(1,200)	33,00(1,299)
14	2545-T141	33,02(1,300)	35,60(1,402)
15	2545-T151	35,56(1,400)	38,10(1,500)
16	2545-T161	38,10(1,500)	40,60(1,598)
17	2545-T171	40,64(1,600)	43,20(1,701)
18	2545-T181	43,18(1,700)	45,70(1,799)
19	2545-T191	45,72(1,800)	48,30(1,902)
20	2545-T201	48,26(1,900)	50,80(2,000)

T = Plating Options

- T = 2. Tin Plated.
Recommended Finish
- T = 3. Gold flash over 30-50µ" nickel overall
- T = 5. 15µ" gold over 30-50µ" nickel overall
- T = 6. 30µ" gold over 30-50µ" nickel overall



RECOMMENDED HOLE PATTERN