

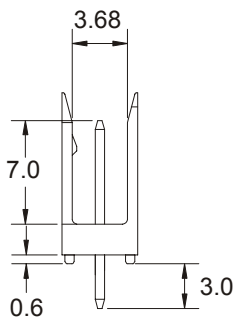
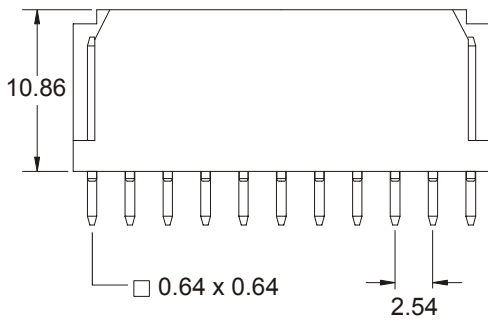
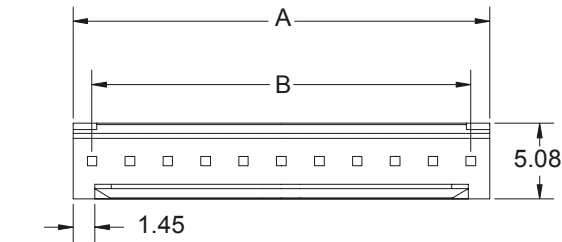
SINGLE ROW STRAIGHT BOX HEADER

2345 SERIES 2.54mm (0.100") For PCB Solder open ended

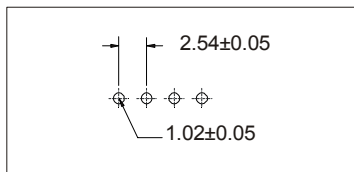
Features

- Available in 2 through 24 circuits
- Housing Material: PBT, UL 94V-0
- Contact Material: 0.64mm(.025") square pin in Brass
- Polarised with locking ramp. Mates with 2349 housing series

Dimensional Information



RECOMMENDED HOLE PATTERN



Dimensional and Ordering Information

Circuit Size	Part Number	Dimensions	
		A	B
02	2345-T021	5.08(0,200)	2.54(0,100)
03	2345-T031	7.62(0,300)	5.08(0,200)
04	2345-T041	10.16(0,400)	7.62(0,300)
05	2345-T051	12.70(0,500)	10.16(0,400)
06	2345-T061	15.24(0,600)	12.70(0,500)
07	2345-T071	17.78(0,700)	15.24(0,600)
08	2345-T081	20.32(0,800)	17.78(0,700)
09	2345-T091	22.86(0,900)	20.32(0,800)
10	2345-T101	25.40(1,000)	22.86(0,900)
11	2345-T111	27.94(1,100)	25.40(1,000)
12	2345-T121	30.48(1,200)	27.94(1,100)
13	2345-T131	33.02(1,300)	30.48(1,200)
14	2345-T141	35.56(1,400)	33.02(1,300)
15	2345-T151	38.10(1,500)	35.56(1,400)
16	2345-T161	40.64(1,600)	38.10(1,500)
17	2345-T171	43.18(1,700)	40.64(1,600)
18	2345-T181	45.72(1,800)	43.18(1,700)
19	2345-T191	48.26(1,900)	45.72(1,800)
20	2345-T201	50.80(2,000)	48.26(1,900)
21	2345-T211	53.34(2,100)	50.80(2,000)
22	2345-T221	55.88(2,200)	53.34(2,100)
23	2345-T231	58.42(2,300)	55.88(2,200)
24	2345-T241	60.96(2,400)	58.42(2,300)

T = Contact Plating

- T = 2. Tin plated
- T = 3. Gold flash over 50µ" nickel
- T = 5. 15µ" gold over 50µ" nickel
- T = 6. 30µ" gold over 50µ" nickel