

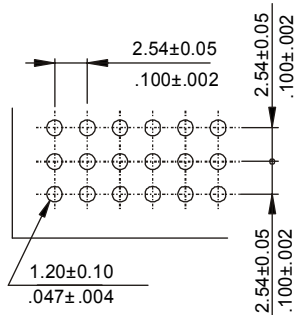
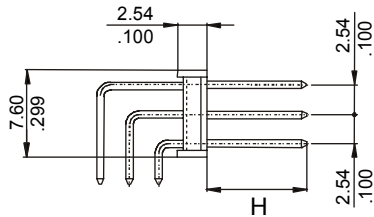
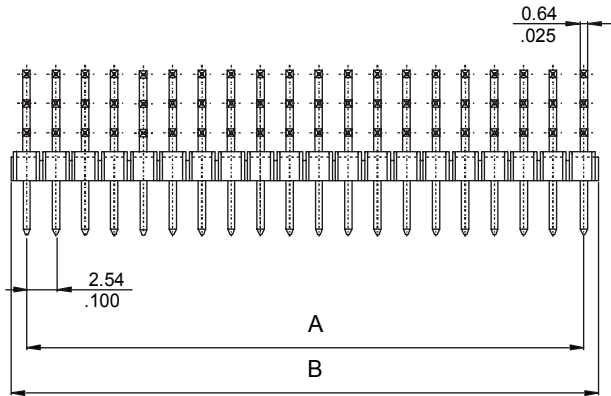
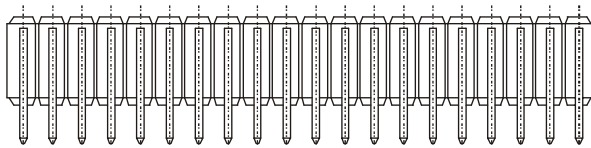
TRIPLE ROW RIGHT ANGLE HEADER

3559 SERIES 2.54mm (0.100") For PCB Solder

Features

- Available in 9 through 120 circuits
- Insulator Material: Glass filled polyester UL 94V-0
- Pin omit options are available
- 0.64mm square pin in copper alloy
- Different pin length and plating options are available
- Stackable side by side and end to end
- Easy breakaway to desired circuit size
- For other options consult the Sales Office

Dimensional information



RECOMMENDED HOLE PATTERN

Ordering and Dimensional Information

Circuit Size	Part Number	Dimensions	
		A	B
09	3559-T03C	7,62(0,300)	10,16(0,400)
12	3559-T04C	10,16(0,400)	12,70(0,500)
15	3559-T05C	12,70(0,500)	15,24(0,600)
18	3559-T06C	15,24(0,600)	17,78(0,700)
21	3559-T07C	17,78(0,700)	20,32(0,800)
24	3559-T08C	20,32(0,800)	22,86(0,900)
27	3559-T09C	22,86(0,900)	25,40(1,000)
30	3559-T10C	25,40(1,000)	27,94(1,100)
33	3559-T11C	27,94(1,100)	30,48(1,200)
36	3559-T12C	30,48(1,200)	33,02(1,300)
39	3559-T13C	33,02(1,300)	35,56(1,400)
42	3559-T14C	35,56(1,400)	38,10(1,500)
45	3559-T15C	38,10(1,500)	40,64(1,600)
48	3559-T16C	40,64(1,600)	43,18(1,700)
51	3559-T17C	43,18(1,700)	45,72(1,800)
54	3559-T18C	45,72(1,800)	48,26(1,900)
57	3559-T19C	48,26(1,900)	50,80(2,000)
60	3559-T20C	50,80(2,000)	53,34(2,100)
63	3559-T21C	53,34(2,100)	55,88(2,200)
66	3559-T22C	55,88(2,200)	58,42(2,300)
69	3559-T23C	58,42(2,300)	60,96(2,400)
72	3559-T24C	60,96(2,400)	63,50(2,500)
75	3559-T25C	63,50(2,500)	66,04(2,600)
78	3559-T26C	66,04(2,600)	68,58(2,700)
81	3559-T27C	68,58(2,700)	71,12(2,800)
84	3559-T28C	71,12(2,800)	73,66(2,900)
87	3559-T29C	73,66(2,900)	76,20(3,000)
90	3559-T30C	76,20(3,000)	78,74(3,100)
93	3559-T31C	78,74(3,100)	81,28(3,200)
96	3559-T32C	81,28(3,200)	83,82(3,300)
99	3559-T33C	83,82(3,300)	86,36(3,400)
102	3559-T34C	86,36(3,400)	88,90(3,500)
105	3559-T35C	88,90(3,500)	91,44(3,600)
108	3559-T36C	91,44(3,600)	93,98(3,700)
111	3559-T37C	93,98(3,700)	96,52(3,800)
114	3559-T38C	96,52(3,800)	99,06(3,900)
117	3559-T39C	99,06(3,900)	101,60(4,000)
120	3559-T40C	101,60(4,000)	104,14(4,100)

T = Contact Plating

- T = 2. Tin plated
- T = 3. Gold flash over 50µ" nickel
Recommended Finish
- T = 5. 15µ" gold over 50µ" nickel
- T = 6. 30µ" gold over 50µ" nickel

C = Pin Length

- C = 1. Dim. H = 6.26mm
- C = 3. Dim. H = 3.00mm.