

DUAL ROW RIGHT ANGLE HEADER SMT

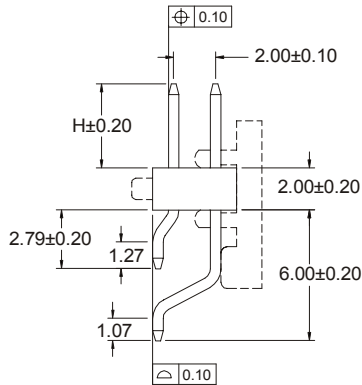
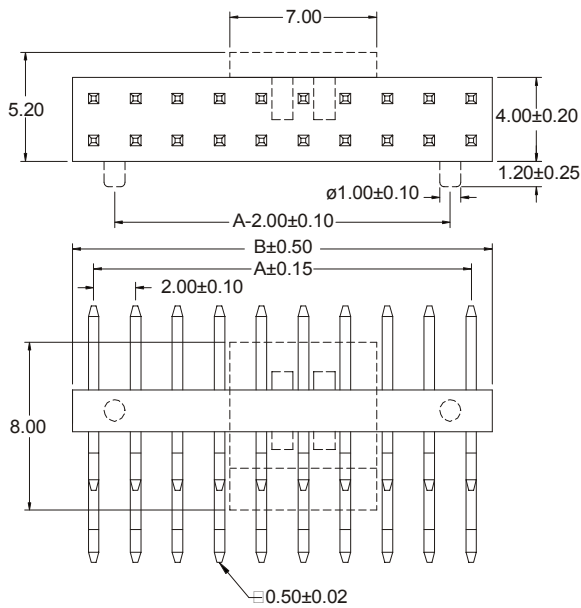


2037 SERIES 2.00mm (0.079") PCB Solder

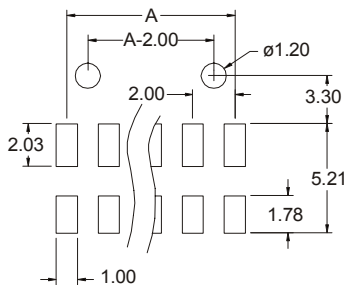
Features

- Available in 6 through 50 circuits
- Mates with 2.00mm dual row housing and dual row headers 2173, 2094 and 2197 series
- Material : Nylon 6-T UL 94V-0
- 0.50 mm square pin
- Different plating options are available
- Possibility to unite PCB
- Option: PCB Fixing post

Dimensional Information:



RECOMMENDED PCB LAYOUT



Ordering and Dimensional Information:

Circuit Size	Part Number	Dimensions	
		A	B
06	2037 - T06PCE	4,00(0,157)	6,00(0,236)
08	2037- T08PCE	6,00(0,236)	8,00(0,315)
10	2037- T10PCE	8,00(0,315)	10,00(0,394)
12	2037- T12PCE	10,00(0,394)	12,00(0,472)
14	2037- T14PCE	12,00(0,472)	14,00(0,551)
16	2037- T16PCE	14,00(0,551)	16,00(0,630)
18	2037- T18PCE	16,00(0,630)	18,00(0,709)
20	2037- T20PCE	18,00(0,709)	20,00(0,787)
22	2037- T22PCE	20,00(0,787)	22,00(0,866)
24	2037- T24PCE	22,00(0,866)	24,00(0,945)
26	2037- T26PCE	24,00(0,945)	26,00(1,024)
28	2037- T28PCE	26,00(1,024)	28,00(1,102)
30	2037- T30PCE	28,00(1,102)	30,00(1,181)
32	2037- T32PCE	30,00(1,181)	32,00(1,260)
34	2037- T34PCE	32,00(1,260)	34,00(1,339)
36	2037- T36PCE	34,00(1,339)	36,00(1,417)
38	2037- T38PCE	36,00(1,417)	38,00(1,496)
40	2037- T40PCE	38,00(1,496)	40,00(1,575)
42	2037- T42PCE	40,00(1,575)	42,00(1,654)
44	2037- T44PCE	42,00(1,654)	44,00(1,732)
46	2037- T46PCE	44,00(1,732)	46,00(1,811)
48	2037- T48PCE	46,00(1,811)	48,00(1,890)
50	2037- T50PCE	48,00(1,890)	50,00(1,969)

T = Contact Plating

- T = 2. Tin-plated.
- T = 3. Gold flash over 1.27 μ Ni.
RECOMMENDED FINISH
- T = 5. 0.38 μ Gold over 1.27 μ Ni.
- T = 6. 0.75 μ Gold over 1.27 μ Ni.

P = PCB Fixing Post

- P = 1. Without fixing post
- P = 2. With fixing post

C = Connector Dimension

- C = 1. H = 4.00 mm.
- C = 2. H = 4.45 mm.

E = Connector Packaging

- E = 1. Tube + plastic cover
- E = 2. Reel + plastic cover