

# DUAL ROW RIGHT ANGLE HEADER

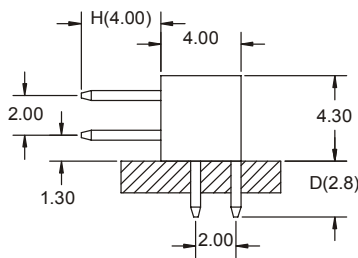
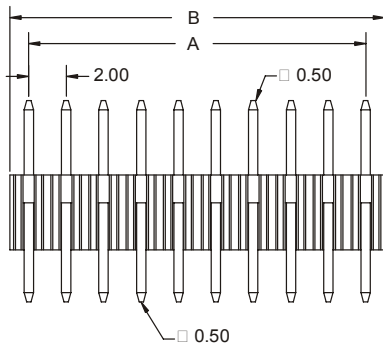
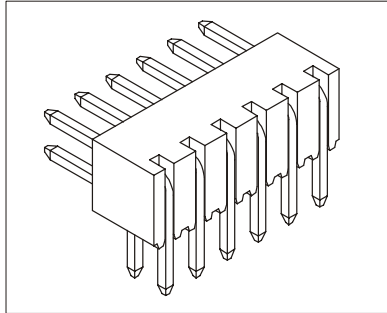


## 2076 SERIES 2.00mm (0.079") PCB solder

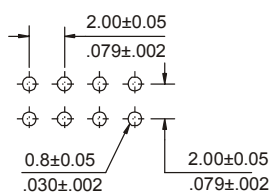
### Features

- Available in 6 through 80 circuits
- Mates with housing and dual row header 2.00 mm.
- Insulator material : Polyester UL 94V-0. Nylon 6T
- Contact material : copper alloy
- 0.50 mm square pin with gold and tin plating
- Without polarisation
- For other options consult the Sales Office

### Dimensional information:



### Recommended Hole Pattern



### Ordering and dimensional information:

Circuit Size	Part Number	Dimensions	
		A	B
06	2076-T06C	4,00(0,157)	6,00(0,236)
08	2076-T08C	6,00(0,236)	8,00(0,315)
10	2076-T10C	8,00(0,315)	10,00(0,394)
12	2076-T12C	10,00(0,394)	12,00(0,472)
14	2076-T14C	12,00(0,472)	14,00(0,551)
16	2076-T16C	14,00(0,551)	16,00(0,630)
18	2076-T18C	16,00(0,630)	18,00(0,709)
20	2076-T20C	18,00(0,709)	20,00(0,787)
22	2076-T22C	20,00(0,787)	22,00(0,866)
24	2076-T24C	22,00(0,866)	24,00(0,945)
26	2076-T26C	24,00(0,945)	26,00(1,024)
28	2076-T28C	26,00(1,024)	28,00(1,102)
30	2076-T30C	28,00(1,102)	30,00(1,181)
32	2076-T32C	30,00(1,181)	32,00(1,260)
34	2076-T34C	32,00(1,260)	34,00(1,339)
36	2076-T36C	34,00(1,339)	36,00(1,417)
38	2076-T38C	36,00(1,417)	38,00(1,496)
40	2076-T40C	38,00(1,496)	40,00(1,575)
42	2076-T42C	40,00(1,575)	42,00(1,654)
44	2076-T44C	42,00(1,654)	44,00(1,732)
46	2076-T46C	44,00(1,732)	46,00(1,811)
48	2076-T48C	46,00(1,811)	48,00(1,890)
50	2076-T50C	48,00(1,890)	50,00(1,969)
52	2076-T52C	50,00(1,969)	52,00(2,047)
54	2076-T54C	52,00(2,047)	54,00(2,126)
56	2076-T56C	54,00(2,126)	56,00(2,205)
58	2076-T58C	56,00(2,205)	58,00(2,283)
60	2076-T60C	58,00(2,283)	60,00(2,362)
62	2076-T62C	60,00(2,362)	62,00(2,441)
64	2076-T64C	62,00(2,441)	64,00(2,520)
66	2076-T66C	64,00(2,520)	66,00(2,598)
68	2076-T68C	66,00(2,598)	68,00(2,677)
70	2076-T70C	68,00(2,677)	70,00(2,756)
72	2076-T72C	70,00(2,756)	72,00(2,835)
74	2076-T74C	72,00(2,835)	74,00(2,913)
76	2076-T76C	74,00(2,913)	76,00(2,992)
78	2076-T78C	76,00(2,992)	78,00(3,071)
80	2076-T80C	78,00(3,071)	80,00(3,150)

### T = Contact Plating

- T = 2. Tin-plated.
- T = 3. Gold flash over 1.27 µ Ni.  
RECOMMENDED FINISH
- T = 5. 0.38 µ Gold over 1.27 µ Ni.
- T = 6. 0.75 µ Gold over 1.27 µ Ni.
- T = 13. Selective Gold flash over 1.27 µ de Ni.
- T = 15. 0.38 µ Selective Gold flash over 1.27 µ Ni.
- T = 16. 0.76 µ Selective Gold flash over 1.27 µ Ni.

### C = Pin Length

- C = 1. Dim. H = 4.00 mm. Dim. D = 2.80 mm.