

DOUBLE BODY STRAIGHT HEADER

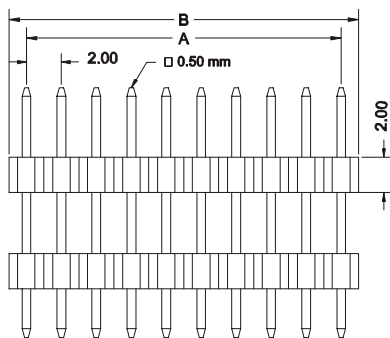
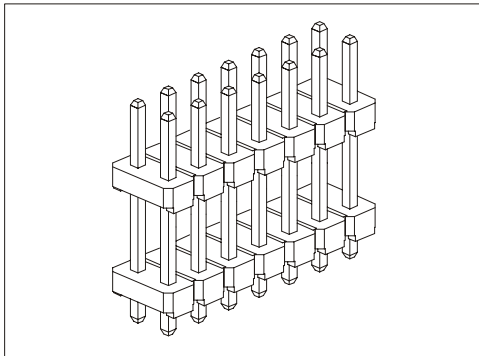


2028 SERIES 2.00mm (0.079") PCB Solder

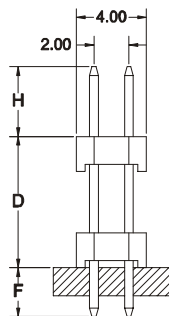
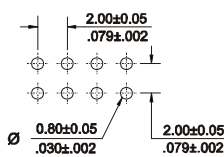
Features

- Available in 04 through 80 circuits
- Mates with 2.00mm (.079") dual row housing and socket
- Different pin length and plating options are available
- Insulator Material: Polyester UL 94V-0.
- 0.50mm square pin in copper alloy
- Easy breakaway to desired circuits
- For other options consult the Sales Office

Dimensional Information



RECOMMENDED HOLE PATTERN



Ordering and Dimensional Information

Circuit Size	Part Number	Dimensions	
		A	B
04	2028 - T04C	2,00(0,079)	4,00(0,157)
06	2028 - T06C	4,00(0,157)	6,00(0,236)
08	2028 - T08C	6,00(0,236)	8,00(0,315)
10	2028 - T10C	8,00(0,315)	10,00(0,394)
12	2028 - T12C	10,00(0,394)	12,00(0,472)
14	2028 - T14C	12,00(0,472)	14,00(0,551)
16	2028 - T16C	14,00(0,551)	16,00(0,630)
18	2028 - T18C	16,00(0,630)	18,00(0,709)
20	2028 - T20C	18,00(0,709)	20,00(0,787)
22	2028 - T22C	20,00(0,787)	22,00(0,866)
24	2028 - T24C	22,00(0,866)	24,00(0,945)
26	2028 - T26C	24,00(0,945)	26,00(1,024)
28	2028 - T28C	26,00(1,024)	28,00(1,102)
30	2028 - T30C	28,00(1,102)	30,00(1,181)
32	2028 - T32C	30,00(1,181)	32,00(1,260)
34	2028 - T34C	32,00(1,260)	34,00(1,339)
36	2028 - T36C	34,00(1,339)	36,00(1,417)
38	2028 - T38C	36,00(1,417)	38,00(1,496)
40	2028 - T40C	38,00(1,496)	40,00(1,575)
42	2028 - T42C	40,00(1,575)	42,00(1,654)
44	2028 - T44C	42,00(1,654)	44,00(1,732)
46	2028 - T46C	44,00(1,732)	46,00(1,811)
48	2028 - T48C	46,00(1,811)	48,00(1,890)
50	2028 - T50C	48,00(1,890)	50,00(1,969)
52	2028 - T52C	50,00(1,969)	52,00(2,047)
54	2028 - T54C	52,00(2,047)	54,00(2,126)
56	2028 - T56C	54,00(2,126)	56,00(2,205)
58	2028 - T58C	56,00(2,205)	58,00(2,283)
60	2028 - T60C	58,00(2,283)	60,00(2,362)
62	2028 - T62C	60,00(2,362)	62,00(2,441)
64	2028 - T64C	62,00(2,441)	64,00(2,520)
66	2028 - T66C	64,00(2,520)	66,00(2,598)
68	2028 - T68C	66,00(2,598)	68,00(2,677)
70	2028 - T70C	68,00(2,677)	70,00(2,756)
72	2028 - T72C	70,00(2,756)	72,00(2,835)
74	2028 - T74C	72,00(2,835)	74,00(2,913)
76	2028 - T76C	74,00(2,913)	76,00(2,992)
78	2028 - T78C	76,00(2,992)	78,00(3,071)
80	2028 - T80C	78,00(3,071)	80,00(3,150)

T = Contact Plating

- T = 2. Tin plated.
- T = 3. Gold flash over 50µ" nickel.
Recommended Finish
- T = 5. 15µ" gold over 50µ" nickel
- T = 6. 30µ" gold over 50µ" nickel
- T = 13. Selective gold flash over 50µ" nickel.
- T = 15. 15µ" selective gold over 50µ" nickel
- T = 16. 30µ" selective gold over 50µ" nickel

C = Pin Length

- | | | | |
|--------------------|--------------|---------------|--------------|
| ● C = 1. | H = 4.00 mm. | D = 7.50 mm. | F = 2.80 mm. |
| Recommended Option | | | |
| ● C = 3. | H = 4.00 mm. | D = 12.00 mm. | F = 2.80 mm. |
| ● C = 4. | H = 4.00 mm. | D = 6.00 mm. | F = 2.80 mm. |
| ● C = 5. | H = 2.80 mm. | D = 4.00 mm. | F = 2.80 mm. |
| ● C = 6. | H = 4.20 mm. | D = 10.16 mm. | F = 2.80 mm. |
| ● C = 7. | H = 6.90 mm. | D = 8.90 mm. | F = 2.80 mm. |
| ● C = 8. | H = 4.00 mm. | D = 24.00 mm. | F = 2.80 mm. |
| ● C = 9. | H = 8.10 mm. | D = 9.30 mm. | F = 2.80 mm. |
| ● C = 10. | H = 4.00 mm. | D = 16.00 mm. | F = 2.80 mm. |
| ● C = 11. | H = 4.25 mm. | D = 19.70 mm. | F = 4.30 mm. |