

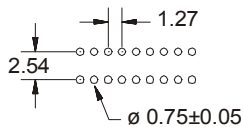
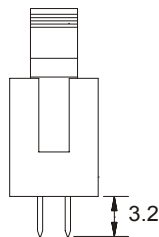
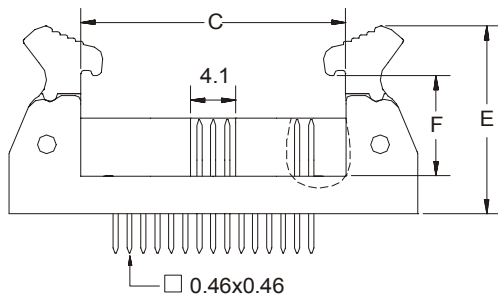
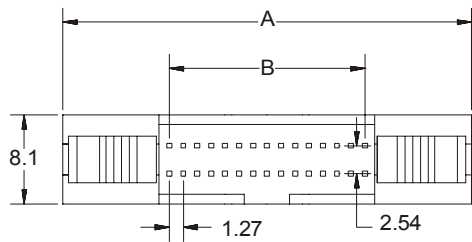
STRAIGHT HEADER WITH LATCHES

1551 SERIES 1.27 x 2.54mm (0.050 x 0.100") For PCB solder

Features

- Available in 10, 20, 26, 30, 34, 40, 50, 60, 68, 70, 80, 90 and 100 circuits
- Available with Short or Long Latches
- Insulator material: Polyester glass filled UL 94V-0
- 0.46mm square pin in phosphor bronze with different plating options
- Mates with Female Socket 1541
- Polarised

Dimensional information:



RECOMMENDED HOLE PATTERN

Ordering and dimensional information:

Circuit Size	Part Number	Dimensions		
		A	B	C
10	1551-T10X	24.50 (0.964)	5.08 (0.200)	11.46 (0.451)
20	1551-T20X	30.85 (1.214)	11.43 (0.450)	17.81 (0.701)
26	1551-T26X	34.66 (1.364)	15.24 (0.600)	21.62 (0.851)
30	1551-T30X	37.20 (1.464)	17.78 (0.700)	24.16 (0.951)
34	1551-T34X	39.74 (1.564)	20.32 (0.800)	26.70 (1.051)
40	1551-T40X	43.55 (1.714)	24.13 (0.950)	30.51 (1.201)
50	1551-T50X	49.90 (1.964)	30.48 (1.200)	36.86 (1.451)
60	1551-T60X	56.25 (2.214)	36.83 (1.450)	43.21 (1.701)
68	1551-T68X	61.33 (2.414)	41.91 (1.650)	48.29 (1.901)
70	1551-T70X	62.60 (2.464)	43.18 (1.700)	49.56 (1.951)
80	1551-T80X	68.95 (2.714)	49.53 (1.950)	55.91 (2.201)
90	1551-T90X	75.30 (2.965)	55.88 (2.200)	62.26 (2.451)
100	1551-T100X	81.85 (3.222)	62.23 (2.450)	68.61 (2.701)

T = Contact plating

- T = 2. Tin-plated.
- T = 3. Gold flash over 1.27 μ Ni.
RECOMMENDED FINISH
- T = 5. 0.15 μ Gold over 1.27 μ Ni..
- T = 6. 0.30 μ Gold over 1.27 μ Ni.

X = Extractor type

- X = 1. Short. To use in female without clip.
- X = 2. Length. To use in female with clip.

DIMENSIONS	E	F
Short expulsor	17.00	8.00
Long expulsor	18.50	10.65

