

POLARISED SMT HEADER



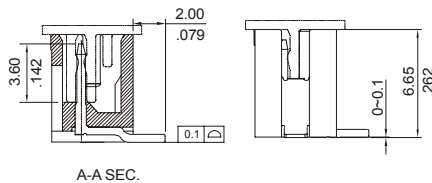
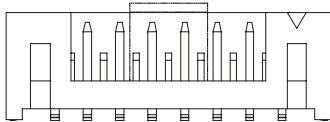
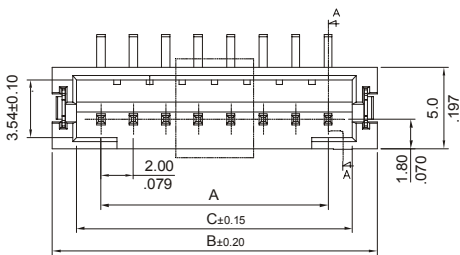
2013 SERIES. 2.00mm(0.079"). For PCB Solder

Features

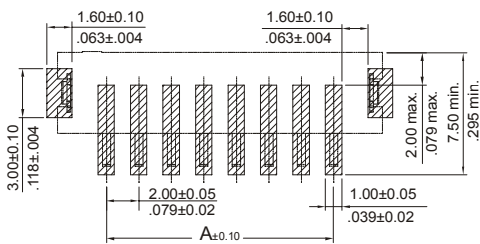
- Available in 2 through 15 circuits
- Insulator Material: Nylon 6T UL 94V-0
- Contact: Brass
- Fully shrouded. With polarised slot
- 0.50mm(0.020") square pin in tinned brass
- Mates with 2010 series socket
- Low profile

Dimensional Information

Straight Version



A-A SEC.



RECOMMENDED PCB LAYOUT

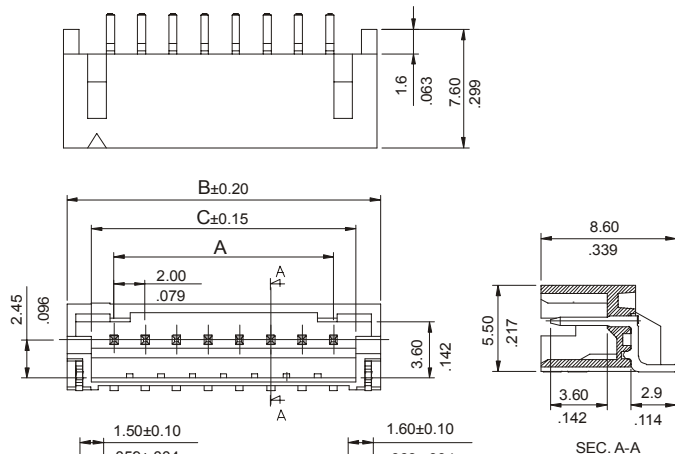
Ordering Information

Circuit Size	Part Number		Dimensions		
	Straight	Right Angle	A	B	C
02	2013-2020E	2013-2021E	2,00(0,079)	8,00(0,315)	5,00(0,197)
03	2013-2030E	2013-2031E	4,00(0,157)	10,00(0,394)	7,00(0,276)
04	2013-2040E	2013-2041E	6,00(0,236)	12,00(0,472)	9,00(0,354)
05	2013-2050E	2013-2051E	8,00(0,315)	14,00(0,551)	11,00(0,433)
06	2013-2060E	2013-2061E	10,00(0,394)	16,00(0,630)	13,00(0,512)
07	2013-2070E	2013-2071E	12,00(0,472)	18,00(0,709)	15,00(0,591)
08	2013-2080E	2013-2081E	14,00(0,551)	20,00(0,787)	17,00(0,669)
09	2013-2090E	2013-2091E	16,00(0,630)	22,00(0,866)	19,00(0,748)
10	2013-2100E	2013-2101E	18,00(0,709)	24,00(0,945)	21,00(0,827)
11	2013-2110E	2013-2111E	20,00(0,787)	26,00(1,024)	23,00(0,906)
12	2013-2120E	2013-2121E	22,00(0,866)	28,00(1,102)	25,00(0,984)
13	2013-2130E	2013-2131E	24,00(0,945)	30,00(1,181)	27,00(1,063)
14	2013-2140E	2013-2141E	26,00(1,024)	32,00(1,260)	29,00(1,142)
15	2013-2150E	2013-2151E	28,00(1,102)	34,00(1,339)	31,00(1,220)

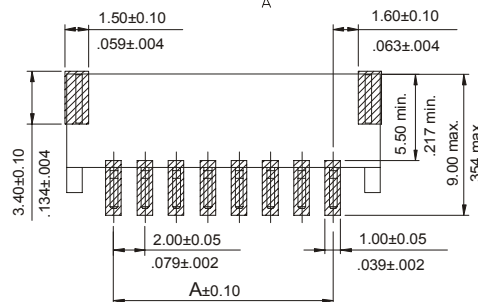
E = Packing Options

- E = 1. Tube + Pad
- E = 2. Reel + Pad

Right Angle Version



SEC. A-A



RECOMMENDED PCB LAYOUT