

4.30 mm STRAIGHT FEMALE HEADER

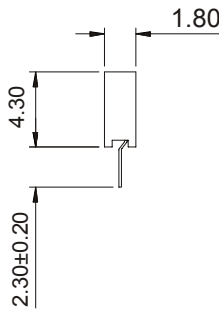
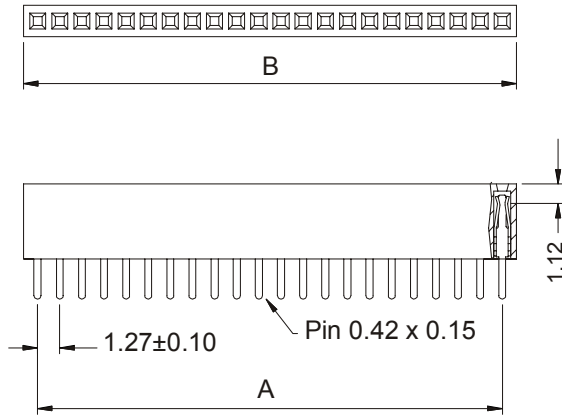


SERIE 1377 1.27 mm. (0.050"). For PCB solder

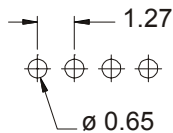
Features

- Available in 2 through 40 circuits
- Insulator material: nylon 6T UL 94V-0
- Mates with 0.40 mm square pin or round pin header of 0.40mm of diameter
- Phosphor bronze terminal with different plating
- Length over PCB 4.30 mm.
- High reliability contact

Dimensional Information



RECOMMENDED HOLE PATTERN



Ordering and Dimensional Information

Circuit Size	Part Number	Dimensions	
		A	B
02	1377-T021	1,27(0,050)	2,89(0,114)
03	1377-T031	2,54(0,100)	4,16(0,164)
04	1377-T041	3,81(0,150)	5,43(0,214)
05	1377-T051	5,08(0,200)	6,70(0,264)
06	1377-T061	6,35(0,250)	7,97(0,314)
07	1377-T071	7,62(0,300)	9,24(0,364)
08	1377-T081	8,89(0,350)	10,51(0,414)
09	1377-T091	10,16(0,400)	11,78(0,464)
10	1377-T101	11,43(0,450)	13,05(0,514)
11	1377-T111	12,70(0,500)	14,32(0,564)
12	1377-T121	13,97(0,550)	15,59(0,614)
13	1377-T131	15,24(0,600)	16,86(0,664)
14	1377-T141	16,51(0,650)	18,13(0,714)
15	1377-T151	17,78(0,700)	19,40(0,764)
16	1377-T161	19,05(0,750)	20,67(0,814)
17	1377-T171	20,32(0,800)	21,94(0,864)
18	1377-T181	21,59(0,850)	23,21(0,914)
19	1377-T191	22,86(0,900)	24,48(0,964)
20	1377-T201	24,13(0,950)	25,75(1,014)
21	1377-T211	25,40(1,000)	27,02(1,064)
22	1377-T221	26,67(1,050)	28,29(1,114)
23	1377-T231	27,94(1,100)	29,56(1,164)
24	1377-T241	29,21(1,150)	30,83(1,214)
25	1377-T251	30,48(1,200)	32,10(1,264)
26	1377-T261	31,75(1,250)	33,37(1,314)
27	1377-T271	33,02(1,300)	34,64(1,364)
28	1377-T281	34,29(1,350)	35,91(1,414)
29	1377-T291	35,56(1,400)	37,18(1,464)
30	1377-T301	36,83(1,450)	38,45(1,514)
31	1377-T311	38,10(1,500)	39,72(1,564)
32	1377-T321	39,37(1,550)	40,99(1,614)
33	1377-T331	40,64(1,600)	42,26(1,664)
34	1377-T341	41,91(1,650)	43,53(1,714)
35	1377-T351	43,18(1,700)	44,80(1,764)
36	1377-T361	44,45(1,750)	46,07(1,814)
37	1377-T371	45,72(1,800)	47,34(1,864)
38	1377-T381	46,99(1,850)	48,61(1,914)
39	1377-T391	48,26(1,900)	49,88(1,964)
40	1377-T401	49,53(1,950)	51,15(2,014)

T = Contact Plating

- T = 2. Tin-plated.
- T = 3. Gold flash over 1.27 μ Ni.
RECOMMENDED FINISH
- T = 5. 0.38 μ Gold over 1.27 μ Ni.
- T = 6. 0.75 μ Gold over 1.27 μ Ni.