

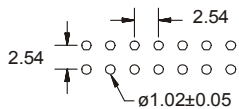
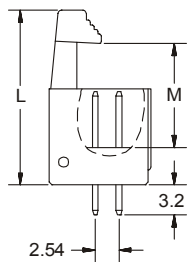
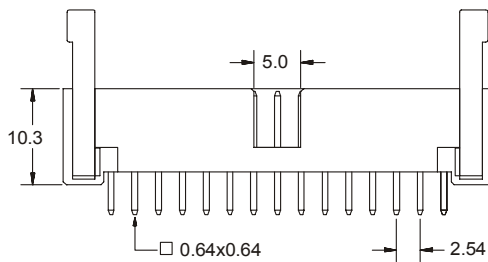
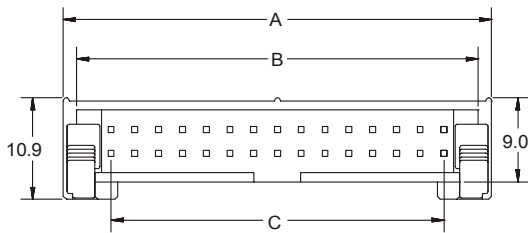
2.54mm STRAIGHT SHROUDED HEADER

5393 SERIES 2.54 x 2.54mm (0.100 x 0.100") With Side Latches

Features

- Available in 6, 8, 10, 12, 14, 16, 20, 24, 26, 30, 34, 40, 50, 60 and 64 circuits
- Insulator Material: P.B.T UL 94V-0
- Contact Material: 0.50 mm square pin in copper alloy
- Mates with 2039 and 2040 series I.D.C connector
- Short and long latches available
- Fully shrouded. Provides fast connection / disconnection of Flat cable assembly

Dimensional Information



RECOMMENDED HOLE PATTERN

Ordering and Dimensional Information

Circuit Size	Part Number	Dimensions		
		A	B	C
06	5393-T06X	15.28 (0.602)	12.42 (0.489)	5.08(0.200)
08	5393-T08X	17.82 (0.702)	14.96 (0.589)	7.62(0.300)
10	5393-T10X	20.36 (0.802)	17.50 (0.688)	10.16(0.400)
12	5393-T12X	22.90 (0.902)	20.04 (0.789)	12.70(0.500)
14	5393-T14X	25.44 (1.002)	22.58 (0.889)	15.24(0.600)
16	5393-T16X	27.98 (1.102)	25.12 (0.989)	17.78(0.700)
20	5393-T20X	33.06 (1.302)	30.20 (1.189)	22.86(0.900)
24	5393-T24X	38.14 (1.502)	35.28 (1.389)	27.94(1.100)
26	5393-T26X	40.68 (1.602)	37.82 (1.489)	30.48(1.200)
30	5393-T30X	45.76 (1.802)	42.90 (1.689)	35.56(1.400)
34	5393-T34X	50.84 (2.002)	47.98 (1.889)	40.64(1.600)
40	5393-T40X	58.46 (2.302)	55.60 (2.189)	48.26(1.900)
50	5393-T50X	71.16 (2.802)	68.30 (2.689)	60.96(2.400)
60	5393-T60X	83.86 (3.302)	81.00 (3.189)	73.66(2.900)
64	5393-T64X	88.94 (3.502)	86.08 (3.389)	78.74(3.100)

T = Contact Plating

- T = 2. Tin-plated.
- T = 3. Gold flash over 50µ" nickel
Recommended Finish
- T = 5. 15µ" gold over 50µ" nickel
- T = 6. 30µ" gold over 50µ" nickel

X = Latch type

- X = 1. Short. For use without strain relief
- X = 2. Long. For use with strain relief

Match Type	Dimensions	
	L	M
Long	26.30	14.60
Short	22.90	10.60

