

# 2.54mm RIGHT ANGLE SHROUDED HEADER

## 5342 SERIES 2.54 x 2.54mm (0.100 x 0.100") With Eject Latch Levers

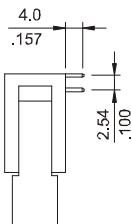
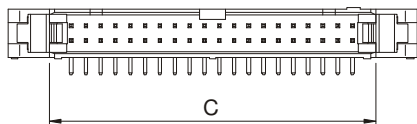
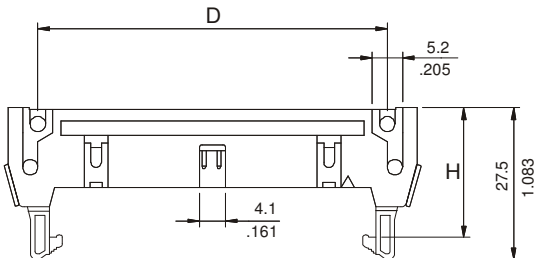
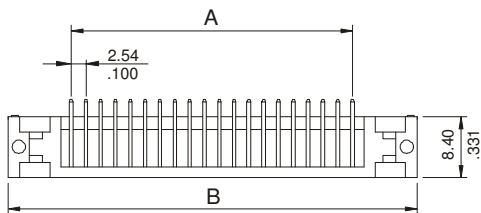
### Features

- Available in 10, 14, 16, 20, 26, 30, 34, 40, 50, 60 and 64 circuits
- Insulator Material: P.B.T UL 94V-0
- Contact Material: 0.64mm square pin in copper alloy
- Mates with 5440 and 5435 series I.D.C connector
- Short and long latches available
- Fully shrouded. Provides fast connection / disconnection of Flat cable assembly

### Dimensional Information

### Ordering and Dimensional Information

CIRCUITOS	CÓDIGO	DIMENSIONES			
		A	B	C	D
10	5342-T10B	10,16(0,400)	31,88 (1,255)	18,10 (0,713)	21,66 (0,852)
14	5342-T14B	15,24(0,600)	36,96 (1,455)	23,18 (0,912)	26,67 (1,050)
16	5342-T16B	17,78(0,700)	39,50 (1,555)	25,72 (1,126)	29,30 (1,154)
20	5342-T20B	22,86(0,900)	44,58 (1,755)	30,80 (1,216)	34,38 (1,353)
24	5342-T24B	27,94(1,100)	49,66 (1,955)	35,88 (1,413)	39,46 (1,533)
26	5342-T26B	30,48(1,200)	52,20 (2,053)	38,42 (1,513)	42,00 (1,654)
30	5342-T30B	35,56(1,400)	57,28 (2,255)	43,50 (1,713)	47,08 (1,854)
34	5342-T34B	40,64(1,600)	62,36 (2,455)	48,58 (1,923)	52,16 (2,056)
40	5342-T40B	48,26(1,900)	69,98 (3,255)	56,20 (2,213)	59,78 (2,354)
50	5342-T50B	60,96(2,400)	82,68 (3,255)	68,90 (2,713)	72,48 (2,854)
60	5342-T60B	73,66(2,900)	95,38 (3,755)	81,60 (3,213)	85,18 (3,354)
64	5342-T64B	78,74(3,100)	100,46 (3,955)	86,68 (3,413)	90,26 (3,554)



### T = Contact Plating

- T = 2. Tin-plated.
- T = 3. Gold flash over 50µ" nickel  
Recommended Finish
- T = 5. 15µ" gold over 50µ" nickel
- T = 6. 30µ" gold over 50µ" nickel

### B = Latch type

- B = 1. Short. For use without strain relief (H = 18.40 mm.)
- B = 2. Long. For use with strain relief (H = 22.00 mm.)

### MECANIZADO RECOMENDADO

