

2.54mm STRAIGHT BOX SMT HEADER


Leotronics

4455 SERIES 2.54 x 2.54mm (0.100 x 0.100") For PCB Solder

Features

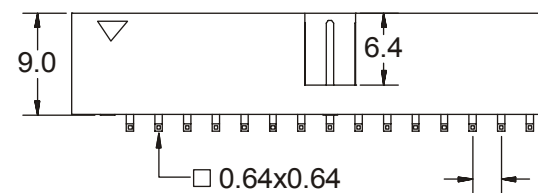
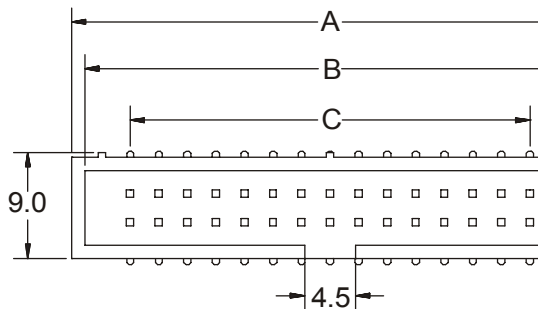
- Available in 6, 8, 10, 12, 14, 16, 20, 24, 26, 30, 34, 40, 44, 50, 60 and 64 Circuits
- Insulator Material: Nylon 6T UL 94V-0
- Contact Material: 0.64mm square pin in copper alloy
- Mates with 5440 series I.D.C connector
- Fully shrouded. Low profile
- Different plating options are available
- For other options consult the Sales Office

Dimensional Information



Ordering and Dimensional Information

CIRCUITOS	CÓDIGO	DIMENSIONES		
		A	B	C
6	4455-T060E	15.22 (0.599)	13.02 (0.512)	5.08 (0.200)
8	4455-T080E	17.76 (0.699)	15.56 (0.612)	7.62 (0.300)
10	4455-T100E	20.30 (0.799)	18.10 (0.712)	10.16 (0.400)
12	4455-T120E	22.84 (0.899)	20.64 (0.812)	12.70 (0.500)
14	4455-T140E	25.38 (0.999)	23.18 (0.912)	15.24 (0.600)
16	4455-T160E	27.92 (1.099)	25.72 (1.012)	17.78 (0.700)
20	4455-T200E	33.00 (1.299)	30.80 (1.212)	22.86 (0.900)
24	4455-T240E	38.08 (1.499)	35.88 (1.412)	27.94 (1.100)
26	4455-T260E	40.62 (1.599)	38.42 (1.512)	30.48 (1.200)
30	4455-T300E	45.70 (1.799)	43.50 (1.712)	35.56 (1.400)
34	4455-T340E	50.78 (1.999)	48.58 (1.912)	40.64 (1.600)
40	4455-T400E	58.40 (2.299)	56.20 (2.212)	48.26 (1.900)
44	4455-T440E	63.48 (2.499)	61.28 (2.412)	53.34 (2.100)
50	4455-T500E	71.10 (2.799)	68.90 (2.712)	60.96 (2.400)
60	4455-T600E	83.80 (3.299)	81.60 (3.212)	73.66 (2.900)
64	4455-T640E	88.88 (3.499)	86.88 (3.420)	78.74 (3.100)



T = Contact Plating

- T = **2.** Tin plated
- T = **3.** Gold flash over 50µ" nickel.
Recommended Finish
- T = **5.** 15µ" gold over 50µ" nickel
- T = **6.** 30µ" gold over 50µ" nickel
- T = **13.** Selective gold flash over 50µ" nickel
- T = **15.** 15µ" selective gold over 50µ" nickel
- T = **16.** 30µ" selective gold over 50µ" nickel

E = Packing Options

- E = **1.** Tube + Pad
- E = **2.** Reel + Pad