

MALE HEADER CONEX-FLEX




1331 SERIES 2.54mm (0.100") For PCB solder IDT Style

Features

- Available in 4, 6, 8, 10, 12, 14, 16, 18, 20 and 26 circuits
- Insulator material: reinforced PBT UL 94V-0
- Material: phosphor bronze
- Maximum current: 1 Amp. DC
- Contact resistance: 30 mΩ max
- Isolation resistance: 3.000 MΩ minimum
- Dielectric rigidity: 500V AC / 1 minute
- Work temperature: -40°C to +105°C
- For flat cable 1.27 mm.
- Mates with 1332 and 1333 series

Dimensional information:



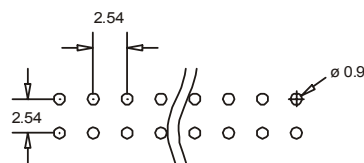
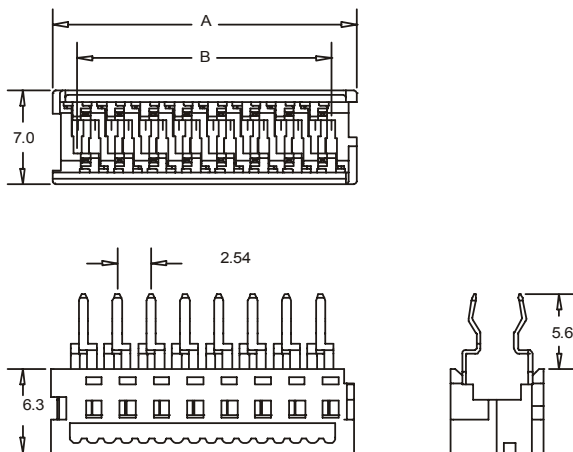
Ordering and dimensional information:

Circuit Size	Part Number		Dimensions	
	Type A	Type B	A	B
04	1331-T041	1331-T042	7.59 (0.299)	3.81 (0.150)
06	1331-T061	1331-T062	10.13 (0.399)	6.35 (0.250)
08	1331-T081	1331-T082	12.67 (0.499)	8.89 (0.350)
10	1331-T101	1331-T102	15.21 (0.599)	11.43 (0.450)
12	1331-T121	1331-T122	17.75 (0.699)	13.97 (0.550)
14	1331-T141	1331-T142	20.29 (0.799)	16.51 (0.650)
16	1331-T161	1331-T162	22.83 (0.899)	19.05 (0.750)
18	1331-T181	1331-T182	25.37 (0.999)	21.59 (0.850)
20	1331-T201	1331-T202	27.91 (1.099)	24.13 (0.950)
26	1331-T261	1331-T262	35.53 (1.399)	31.75 (1.250)

T = Contact Plating

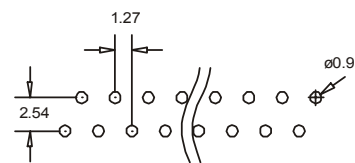
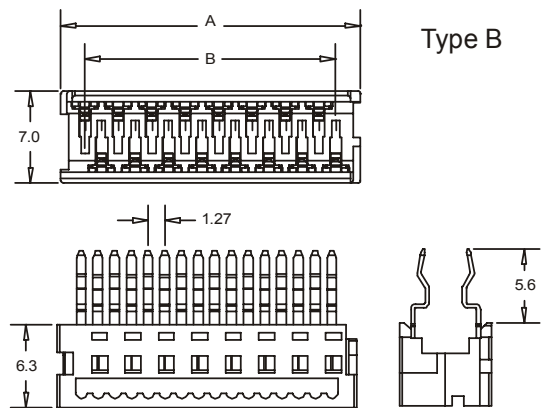
- T = **2.** Tin plated
- T = **3.** Gold flash over 50μ" nickel.
Recommended Finish
- T = **5.** 15μ" gold over 50μ" nickel
- T = **6.** 30μ" gold over 50μ" nickel
- T = **13.** Selective gold flash over 50μ" nickel
- T = **15.** 15μ" selective gold over 50μ" nickel
- T = **16.** 30μ" selective gold over 50μ" nickel

Type A



RECOMMENDED HOLE PATTERN

Type B



RECOMMENDED HOLE PATTERN