

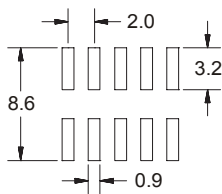
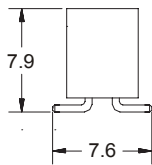
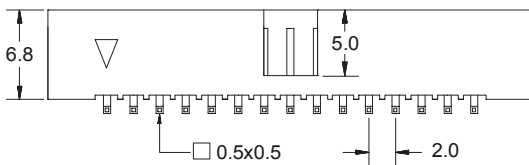
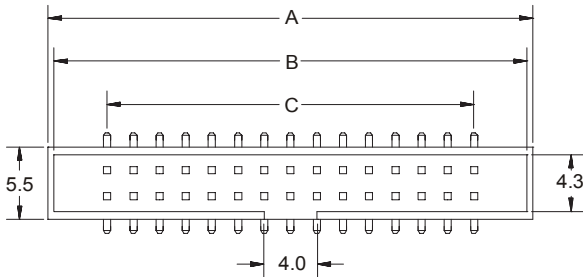
# STRAIGHT BOX SMT HEADER

## 4453 SERIES 2.00 x 2.00mm (0.079 x 0.079") Low Profile. For PCB Solder

### Features

- Available in 6, 8, 10, 12, 14, 16, 20, 22, 24, 26, 30, 34, 36, 40, 44, 50 and 68 circuits
- Mates with 2039 and 2040 series IDC connector
- Insulator Material: Glass filled Polyester UL 94V-0
- 0.50mm square pin in brass
- Different plating options are available
- Fully shrouded
- Low profile

### Dimensional Information



RECOMMENDED PCB LAYOUT

### Ordering and Dimensional information

Circuit Size	Part Number	Dimensions		
		A	B	C
6	4453-T060	13.10(0.517)	12.10(0.476)	4.00(0.157)
8	4453-T080	15.10(0.594)	14.10(0.555)	6.00(0.236)
10	4453-T100	17.10(0.673)	16.10(0.634)	8.00(0.315)
12	4453-T120	19.10(0.752)	18.10(0.712)	10.00(0.394)
14	4453-T140	21.10(0.831)	20.10(0.791)	12.00(0.472)
16	4453-T160	23.10(0.909)	22.10(0.870)	14.00(0.551)
20	4453-T200	27.10(1.067)	26.10(1.027)	18.00(0.709)
22	4453-T220	29.10(1.146)	28.10(1.106)	20.00(0.787)
24	4453-T240	31.10(1.224)	30.10(1.185)	22.00(0.866)
26	4453-T260	33.10(1.303)	32.10(1.263)	24.00(0.945)
30	4453-T300	37.10(1.461)	36.10(1.421)	28.00(1.102)
34	4453-T340	41.10(1.618)	40.10(1.578)	32.00(1.260)
36	4453-T360	43.10(1.697)	42.10(1.657)	34.00(1.339)
40	4453-T400	47.10(1.854)	46.10(1.815)	38.00(1.496)
44	4453-T440	51.10(2.012)	50.10(1.972)	42.00(1.654)
50	4453-T500	57.10(2.248)	56.10(2.208)	48.00(1.890)
68	4453-T680	75.10(2.957)	74.10(2.917)	66.00(2.598)

### T = Contact Plating

- T = 2. Tin plated
- T = 3. Gold flash over 50µ" nickel.  
Recommended Finish
- T = 5. 15µ" gold over 50µ" nickel
- T = 6. 30µ" gold over 50µ" nickel

