

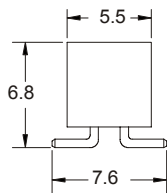
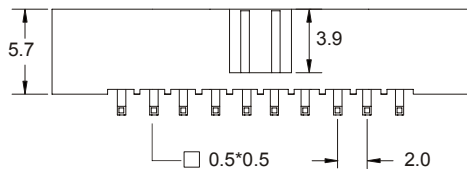
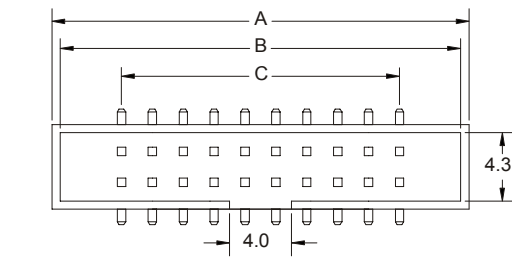
STRAIGHT BOX SMT HEADER

SERIES 4443 2.00 x 2.00mm (0.079 x 0.079") Low Profile. For PCB Solder

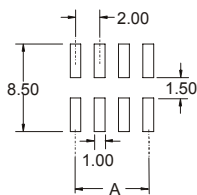
Features

- Available in 6, 8, 10, 12, 14, 16, 20, 22, 24, 26, 30, 34, 36, 40, 44, 50 and 68 circuits
- Mates with 2039 and 2040 series IDC connector
- Insulator Material: Glass filled Polyester UL 94V-0
- 0.50mm square pin in brass
- Different plating options are available
- Fully shrouded
- Low profile

Dimensional Information



RECOMMENDED PCB LAYOUT



Ordering and Dimensional information

Circuit Size	Part Number	Dimensions		
		A	B	C
6	4443-T060	13,10(0,516)	12,10(0,476)	4,00(0,236)
8	4443-T080	15,10(0,594)	14,10(0,555)	6,00(0,236)
10	4443-T100	17,10(0,673)	16,10(0,634)	8,00(0,315)
12	4443-T120	19,10(0,752)	18,10(0,712)	10,00(0,394)
14	4443-T140	21,10(0,831)	20,10(0,791)	12,00(0,472)
16	4443-T160	23,10(0,909)	22,10(0,870)	14,00(0,551)
20	4443-T200	27,10(1,067)	26,10(1,027)	18,00(0,709)
22	4443-T220	29,10(1,146)	28,10(1,106)	20,00(0,787)
24	4443-T240	31,10(1,224)	30,10(1,185)	22,00(0,866)
26	4443-T260	33,10(1,303)	32,10(1,264)	24,00(0,945)
30	4443-T300	37,10(1,461)	36,10(1,421)	28,00(1,102)
34	4443-T340	41,10(1,618)	40,10(1,579)	32,00(1,260)
36	4443-T360	43,10(1,697)	42,10(1,657)	34,00(1,339)
40	4443-T400	47,10(1,854)	46,10(1,815)	38,00(1,496)
44	4443-T440	51,10(2,012)	50,10(1,972)	42,00(1,654)
50	4443-T500	57,10(2,248)	56,10(2,208)	48,00(1,890)
68	4443-T680	75,10(2,957)	74,10(2,917)	66,00(2,598)

T = Contact Plating

- T = 2. Tin plated
- T = 3. Gold flash over 50µ" nickel.
Recommended Finish
- T = 5. 15µ" gold over 50µ" nickel
- T = 6. 30µ" gold over 50µ" nickel

