

1.25 mm. (.049") RIGHT ANGLE HEADER

1159 SERIE 1.25 mm. (0.0492"). For PCB solder

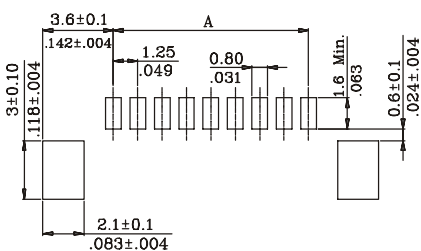
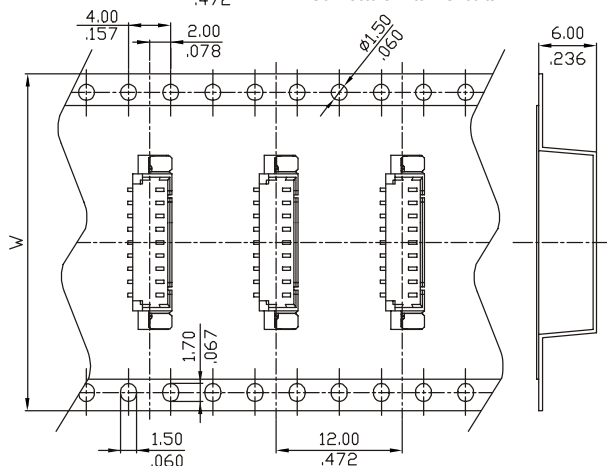
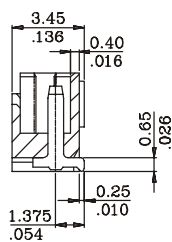
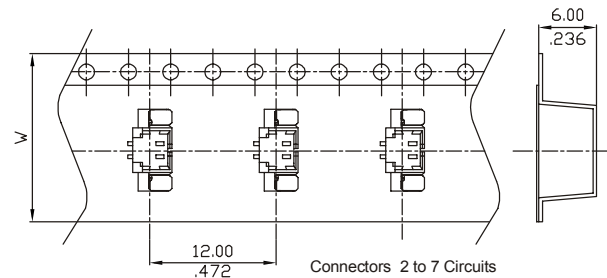
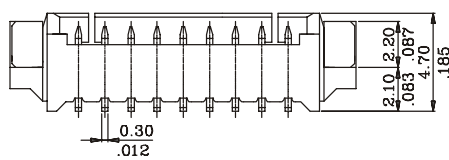
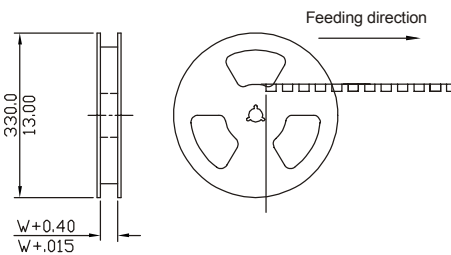
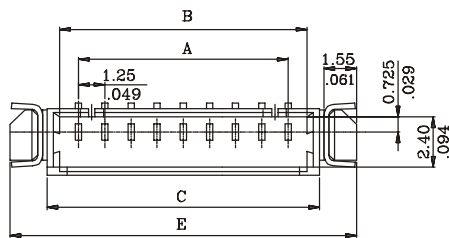
Features

- Available in 2 through 15 circuits
- Material: PBTP UL 94V-0
- With polarised slot
- Mates with 1154 serie
- 0.30 mm square pin
- Completely polarized and protected

Dimensional Information

Ordering and Dimensional Information

CIRCUIT SIZE	PART NUMBER	DIMENSIONS					
		A	B	C	D	E	W
2	1159-2021	1,25(0,049)	3,05(0,120)	4,25(0,167)	2,35(0,093)	7,79(0,307)	16,00 (0,630)
3	1159-2031	2,50(0,098)	4,30(0,169)	5,50(0,217)	3,60(0,142)	9,04(0,356)	
4	1159-2041	3,75(0,148)	5,55(0,219)	6,75(0,266)	4,85(0,191)	10,29(0,405)	
5	1159-2051	5,00(0,197)	6,80(0,268)	8,00(0,315)	6,10(0,240)	11,54(0,454)	24,00 (0,944)
6	1159-2061	6,25(0,246)	8,05(0,317)	9,25(0,364)	7,35(0,289)	12,79(0,504)	
7	1159-2071	7,50(0,295)	9,30(0,366)	10,50(0,413)	8,60(0,339)	14,04(0,553)	
8	1159-2081	8,75(0,344)	10,55(0,415)	11,75(0,463)	9,85(0,388)	15,29(0,602)	32,00 (1,260)
9	1159-2091	10,00(0,394)	11,80(0,465)	13,00(0,512)	11,10(0,437)	16,54(0,651)	
10	1159-2101	11,25(0,443)	13,05(0,514)	14,25(0,561)	12,35(0,486)	17,79(0,700)	
11	1159-2111	12,50(0,492)	14,30(0,563)	15,50(0,610)	13,60(0,535)	19,04(0,750)	44,00 (1,730)
12	1159-2121	13,75(0,541)	15,55(0,612)	16,75(0,659)	14,85(0,585)	20,29(0,799)	
13	1159-2131	15,00(0,591)	16,80(0,661)	18,00(0,709)	16,10(0,634)	21,54(0,848)	
14	1159-2141	16,25(0,640)	18,05(0,711)	19,25(0,758)	17,35(0,683)	22,79(0,897)	44,00 (1,730)
15	1159-2151	17,50(0,689)	19,30(0,760)	20,50(0,807)	18,60(0,732)	24,04(0,946)	



RECOMMENDED PCB LAYOUT

Connectors 8 to 15 Circuits