

10.30mm FOOTPRINT D-SUB RECEPTACLE



8015 SERIES PCB Solder D-Sub Receptacle

Features

- Available in 9, 15, 25 and 37 Circuits
- Insulator Material: Glass Filled Polyester UL 94V-0
- Contact Material: Phosphor Bronze with different plating
- Shell: Steel, Tin Plated as standard
- Standard connector C = 1 (Check the Hardware options)
- For other options consult the Sales Office

Dimensional Information

Ordering and Dimensional Information

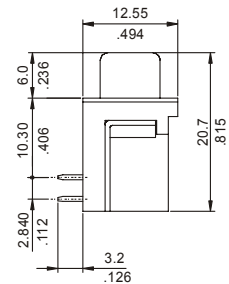
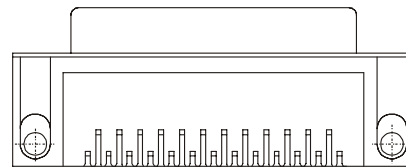
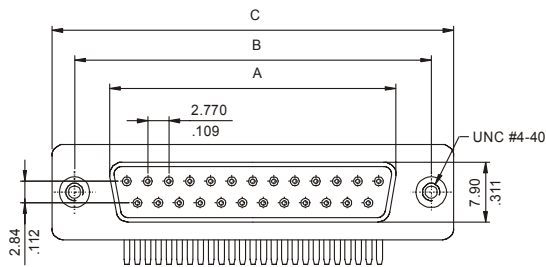
Circuit Size	Part Number	Dimensions		
		A	B	C
9	8015 - T09C	16.33(0.643)	25.00 (0.984)	30.80 (1.213)
15	8015 - T15C	24.66 (0.971)	33.30 (1.311)	39.20 (1.543)
25	8015 - T25C	38.38 (1.511)	47.10 (1.854)	53.10 (2.091)
37	8015 - T37C	54.84 (2.159)	63.50 (2.500)	69.40 (2.732)

T = Contact Plating

- T = 3. Gold flash over 50μ" nickel.
- T = 4. 10μ" gold over 50μ" nickel
- T = 5. 15μ" gold over 50μ" nickel
- T = 6. 30μ" gold over 50μ" nickel

C = Hardware Options

- C = 1. Riveted ground hooks pre-loaded 4.40 UNC Hex screws (standard)
- C = 0. Riveted ground hooks with 4.40 UNC thread



RECOMMENDED HOLE PATTERN

