

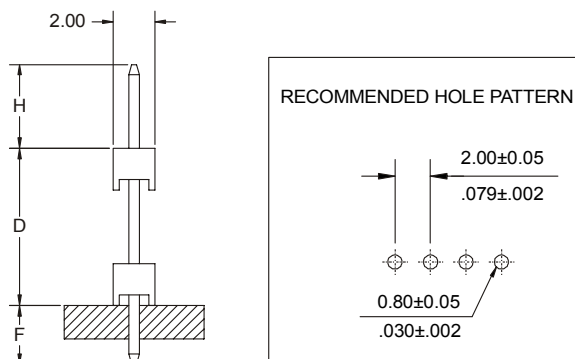
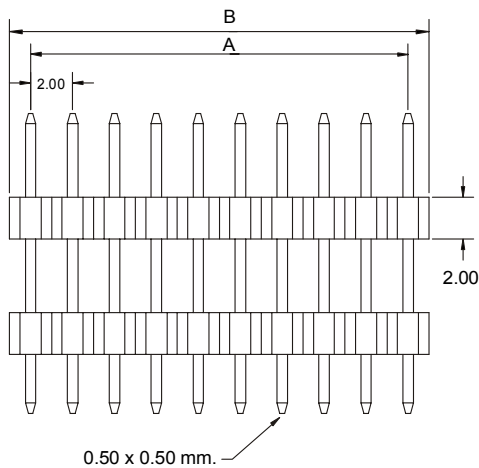
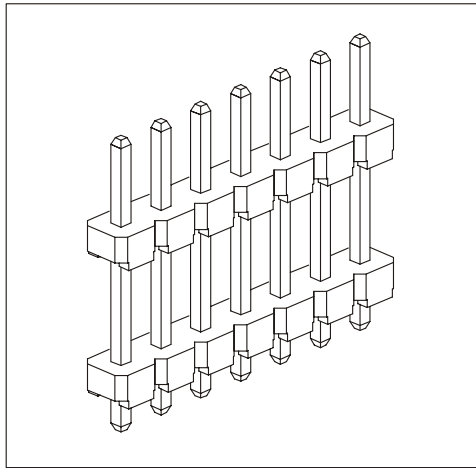
S/ ROW BREAKAWAY STRAIGHT HEADER

2036 SERIES 2.00mm (0.079") PCB Solder Double Body

Features

- Available in 2 through 40 circuits
- Mates with 2.00mm single row housing and Socket
- Insulator Material: Glass filled polyester UL 94V-0
- 0.50mm square pin in copper alloy
- Different pin length and plating options are available
- Easy breakaway to desired circuits
- Stackable end to end
- For other options consult the Sales Office

Dimensional Information



Ordering and Dimensional Information

Circuit Size	Part Number	Dimensions	
		A	B
02	2036-T02C	2,00(0,079)	4,00(0,157)
03	2036-T03C	4,00(0,157)	6,00(0,236)
04	2036-T04C	6,00(0,236)	8,00(0,315)
05	2036-T05C	8,00(0,315)	10,00(0,394)
06	2036-T06C	10,00(0,394)	12,00(0,472)
07	2036-T07C	12,00(0,472)	14,00(0,551)
08	2036-T08C	14,00(0,551)	16,00(0,630)
09	2036-T09C	16,00(0,630)	18,00(0,709)
10	2036-T10C	18,00(0,709)	20,00(0,787)
11	2036-T11C	20,00(0,787)	22,00(0,866)
12	2036-T12C	22,00(0,866)	24,00(0,945)
13	2036-T13C	24,00(0,945)	26,00(1,024)
14	2036-T14C	26,00(1,024)	28,00(1,102)
15	2036-T15C	28,00(1,102)	30,00(1,181)
16	2036-T16C	30,00(1,181)	32,00(1,260)
17	2036-T17C	32,00(1,260)	34,00(1,339)
18	2036-T18C	34,00(1,339)	36,00(1,417)
19	2036-T19C	36,00(1,417)	38,00(1,496)
20	2036-T20C	38,00(1,496)	40,00(1,575)
21	2036-T21C	40,00(1,575)	42,00(1,654)
22	2036-T22C	42,00(1,654)	44,00(1,732)
23	2036-T23C	44,00(1,732)	46,00(1,811)
24	2036-T24C	46,00(1,811)	48,00(1,890)
25	2036-T25C	48,00(1,890)	50,00(1,969)
26	2036-T26C	50,00(1,969)	52,00(2,047)
27	2036-T27C	52,00(2,047)	54,00(2,126)
28	2036-T28C	54,00(2,126)	56,00(2,205)
29	2036-T29C	56,00(2,205)	58,00(2,283)
30	2036-T30C	58,00(2,283)	60,00(2,362)
31	2036-T31C	60,00(2,362)	62,00(2,441)
32	2036-T32C	62,00(2,441)	64,00(2,520)
33	2036-T33C	64,00(2,520)	66,00(2,598)
34	2036-T34C	66,00(2,598)	68,00(2,677)
35	2036-T35C	68,00(2,677)	70,00(2,756)
36	2036-T36C	70,00(2,756)	72,00(2,835)
37	2036-T37C	72,00(2,835)	74,00(2,913)
38	2036-T38C	74,00(2,913)	76,00(2,992)
39	2036-T39C	76,00(2,992)	78,00(3,071)
40	2036-T40C	78,00(3,071)	80,00(3,150)

T = Plating Options

- T = 2. Tin plated
 - T = 3. Gold flash over 30-50µ" nickel overall
- Recommended Finish
- T = 5. 15µ" gold over 30-50µ" nickel overall
 - T = 6. 30µ" gold over 30-50µ" nickel overall
 - T = 13. Selective gold flash over 30-50µ" nickel overall
 - T = 15. 15µ" selective gold over 30-50µ" nickel overall
 - T = 16. 30µ" selective gold over 30-50µ" nickel overall

C = Pin Length

- C = 1. H = 4.00 mm. ; D = 7.50 mm. ; F = 2.80 mm.
- C = 2. H = 2.80 mm. ; D = 4.00 mm. ; F = 2.80 mm.
- C = 3. H = 4.00 mm. ; D = 14.00mm. ; F = 2.50 mm.
- C = 4. H = 4.00 mm. ; D = 6.00 mm. ; F = 2.80 mm.
- C = 5. H = 10.00 mm. ; D = 14.00 mm. ; F = 2.80 mm.