

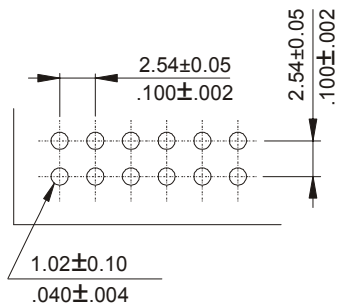
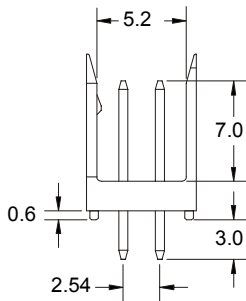
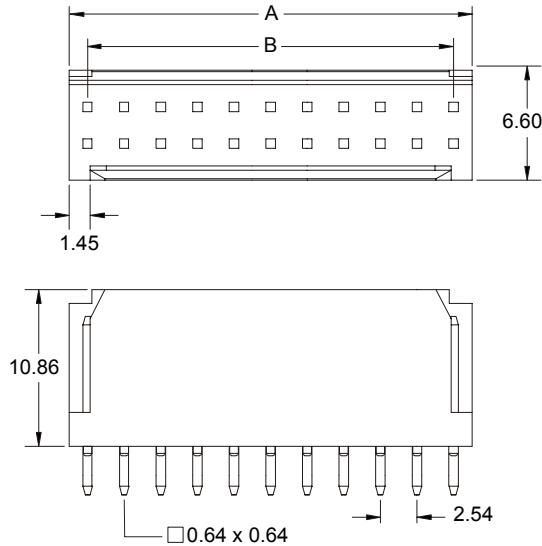
DUAL ROW STRAIGHT BOX HEADER

2347 SERIES 2.54mm (0.100") For PCB Solder open ended

Features

- Available in 4 through 40 circuits
- Contact Material: 0.64mm(.025") square pin in Brass
- Housing Material: PBT, UL 94V-0
- Polarised with locking ramp

Dimensional Information



RECOMMENDED HOLE PATTERN

Dimensional and Ordering Information

Circuit Size	Part Number	Dimensions	
		A	B
04	2347-T041	5,08(0,200)	2,54(0,100)
06	2347-T061	7,62(0,300)	5,08(0,200)
08	2347-T081	10,16(0,400)	7,62(0,300)
10	2347-T101	12,70(0,500)	10,16(0,400)
12	2347-T121	15,24(0,600)	12,70(0,500)
14	2347-T141	17,78(0,700)	15,24(0,600)
16	2347-T161	20,32(0,800)	17,78(0,700)
18	2347-T181	22,86(0,900)	20,32(0,800)
20	2347-T201	25,40(1,000)	22,86(0,900)
22	2347-T221	27,94(1,100)	25,40(1,000)
24	2347-T241	30,48(1,200)	27,94(1,100)
26	2347-T261	33,02(1,300)	30,48(1,200)
28	2347-T281	35,56(1,400)	33,02(1,300)
30	2347-T301	38,10(1,500)	35,56(1,400)
32	2347-T321	40,64(1,600)	38,10(1,500)
34	2347-T341	43,18(1,700)	40,64(1,600)
36	2347-T361	45,72(1,800)	43,18(1,700)
38	2347-T381	48,26(1,900)	45,72(1,800)
40	2347-T401	50,80(2,000)	48,26(1,900)

T = Plating Options

- T = **2.** Tin Plated.
Recommended Finish
- T = **3.** Gold flash over 30-50µ" nickel overall
- T = **5.** 15µ" gold over 30-50µ" nickel overall
- T = **6.** 30µ" gold over 30-50µ" nickel overall