

STRAIGHT POLARISED SMT HEADER

1548 SERIES 1.27 x 2.54mm (0.050 x 0.100") Low profile

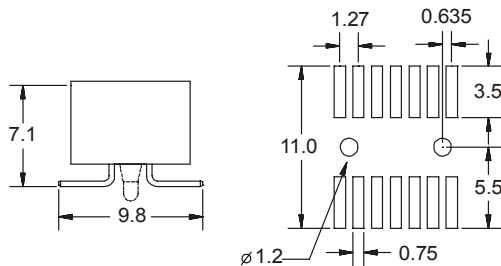
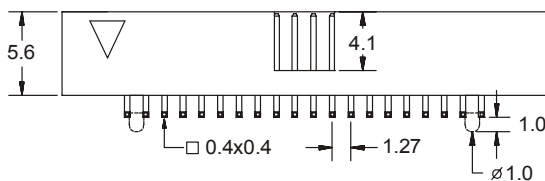
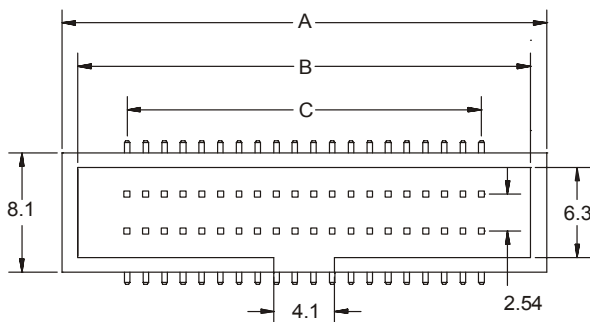
Features

- Available in 10, 14, 16, 20, 26, 30, 34, 40, 50, 60, 68, 70, 80, 90 and 100 circuits
- Mates with Female Socket 1540
- Gold and phosphor bronze with different plating
- Insulator material: Nylon UL 94V-0
- Available with or without fixation pivots
- Dielectric rigidity: 500V AC
- Completely polarised

Dimensional information:

Ordering and dimensional information:

Circuit Size	Part Number		Dimensions		
	Without Pegs	With Pegs	A	B	C
10	1548 - T0101E	1548 - T0102E	13.95 (0.549)	11.55 (0.455)	5.08 (0.200)
14	1548 - T0141E	1548 - T0142E	16.49 (0.649)	14.29 (0.562)	7.62 (0.300)
16	1548 - T0161E	1548 - T0162E	17.76 (0.699)	15.36 (0.605)	8.89 (0.350)
20	1548 - T0201E	1548 - T0202E	20.30 (0.800)	17.90 (0.706)	11.43 (0.450)
26	1548 - T0261E	1548 - T0262E	24.11 (0.949)	21.71 (0.855)	15.24 (0.600)
30	1548 - T0301E	1548 - T0302E	26.65 (1.049)	24.25 (0.955)	17.78 (0.700)
34	1548 - T0341E	1548 - T0342E	29.19 (1.149)	26.79 (1.055)	20.32 (0.800)
40	1548 - T0401E	1548 - T0402E	33.00 (1.299)	30.60 (1.205)	24.13 (0.950)
50	1548 - T0501E	1548 - T0502E	39.35 (1.549)	36.95 (1.455)	30.48 (1.200)
60	1548 - T0601E	1548 - T0602E	45.70 (1.799)	43.30 (1.705)	36.83 (1.450)
68	1548 - T0681E	1548 - T0682E	50.78 (1.999)	48.38 (1.905)	41.91 (1.650)
70	1548 - T0701E	1548 - T0702E	52.05 (2.049)	49.65 (1.955)	43.18 (1.700)
80	1548 - T0801E	1548 - T0802E	58.40 (2.299)	56.00 (2.205)	49.53 (1.950)
90	1548 - T0901E	1548 - T0902E	64.75 (2.549)	62.35 (2.455)	55.88 (2.200)
100	1548 - T1001E	1548 - T1002E	71.10 (2.799)	68.70 (2.705)	62.23 (2.450)



RECOMMENDED PCB LAYOUT

T = Contact Plating

- T = 2. Tin plated.
- T = 3. Gold flash over 50µ" nickel
Recommended Finish
- T = 5. 15µ" gold over 50µ" nickel
- T = 6. 30µ" gold over 50µ" nickel

E = Packing Options

- E = 1. Tube + Plastic cover
- E = 2. Reel + Plastic cover

