

# MALE STRAIGHT POLARISED HEADER SMT

## 1336 SERIES 1.27 x 1.27mm (0.050 x 0.050") Low profile

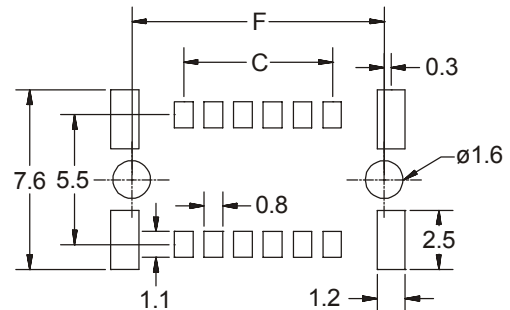
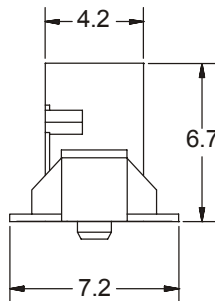
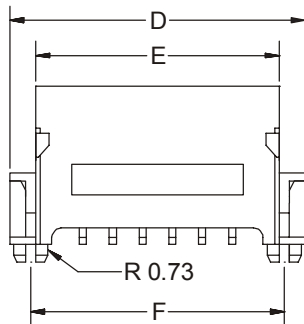
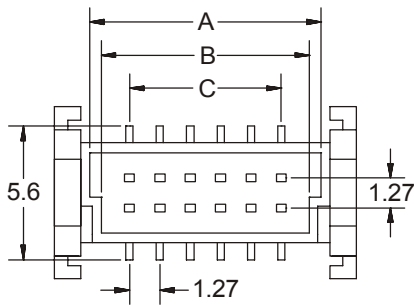
### Features

- Available in 12, 26, 50, 68 and 80 circuits
- Mates with female connector 1.27 x 1.27 1335 series
- Insulator material: glass filled UL 94V-0
- Phosphor bronze terminal
- Available in different plating
- Completely protected and polarised

### Dimensional information:

### Ordering and dimensional information:

Circuit Size	Part Number	Dimensions					
		A	B	C	D	E	F
12	1336 - T120	9.68 (0.381)	8.70 (0.342)	6.35 (0.250)	12.60 (0.496)	10.40 (0.409)	10.77 (0.424)
26	1336 - T260	18.57 (0.731)	17.59 (0.692)	15.24 (0.600)	21.60 (0.850)	19.29 (0.759)	19.66 (0.774)
50	1336 - T500	33.81 (1.331)	32.83 (1.292)	30.48 (1.200)	36.80 (1.448)	34.53 (1.359)	34.90 (1.374)
68	1336 - T680	45.24 (1.781)	44.26 (1.742)	41.91 (1.650)	48.20 (1.897)	45.96 (1.809)	46.33 (1.824)
80	1336 - T800	52.86 (2.081)	51.88 (2.042)	49.53 (1.950)	55.80 (2.196)	53.58 (2.109)	49.53 (1.950)



### T = Contact Plating

- T = 2. Tin plated
- T = 3. Gold flash over 50µ" nickel.  
Recommended Finish
- T = 5. 15µ" gold over 50µ" nickel
- T = 6. 30µ" gold over 50µ" nickel