

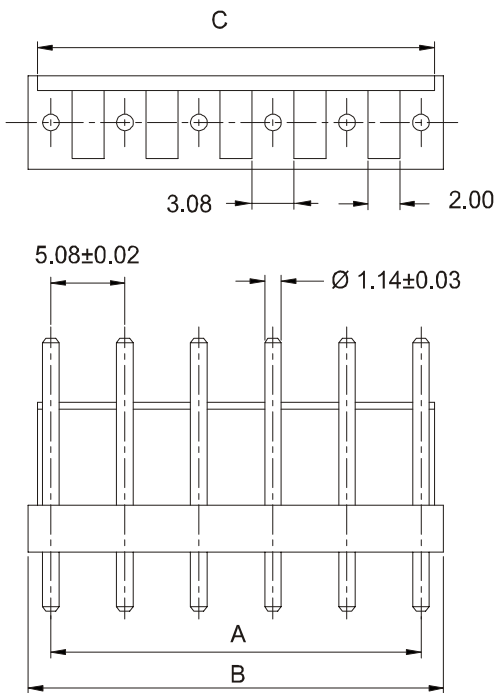
SINGLE ROW STRAIGHT POLARISED HEADER

5084 SERIES 5.08mm (0.200") Round Pin. For PCB Solder

Features

- Available in 2 through 17 circuits
- Material: Nylon 6/6 UL 94V-0
- 1.14mm(0.45") diameter round pin tin plated
- Mates with 5080 series housing
- Polarised with straight back wall
- Pin omit options are available

Dimensional Information

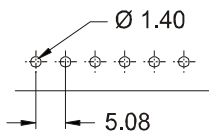

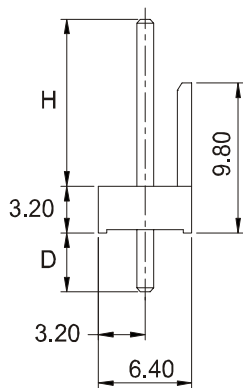


Ordering and Dimensional Information

Circuit Size	Part Number	Dimensions		
		A	B	C
02	5084-T02C	5.08(0.200)	8.16(0.321)	6.16(0.242)
03	5084-T03C	10.16(0.400)	13.24(0.521)	11.24(0.442)
04	5084-T04C	15.24(0.600)	18.32(0.721)	16.32(0.642)
05	5084-T05C	20.32(0.800)	23.40(0.921)	21.40(0.842)
06	5084-T06C	25.40(1.000)	28.48(1.121)	26.48(1.042)
07	5084-T07C	30.48(1.200)	33.56(1.321)	31.56(1.242)
08	5084-T08C	35.56(1.400)	38.64(1.521)	36.64(1.442)
09	5084-T09C	40.64(1.600)	43.72(1.721)	41.72(1.642)
10	5084-T10C	45.72(1.800)	48.80(1.921)	46.80(1.842)
11	5084-T11C	50.80(2.000)	53.88(2.121)	51.88(2.042)
12	5084-T12C	55.88(2.200)	58.96(2.321)	56.96(2.242)
13	5084-T13C	60.96(2.400)	64.04(2.521)	62.04(2.442)
14	5084-T14C	66.04(2.600)	69.12(2.721)	67.12(2.642)
15	5084-T15C	71.12(2.800)	74.20(2.921)	72.20(2.842)
16	5084-T16C	76.20(3.000)	79.28(3.121)	77.28(3.042)
17	5084-T17C	81.28(3.209)	84.36(3.321)	82.36(3.242)

T = Contact Plating

- T = 2. Tin plated
 - T = 3. Gold flash over 50µ" nickel.
- ### C = Pin length
- C = 1. Dim. H = 11.48 mm. ; D = 4.38 mm.



RECOMMENDED HOLE PATTERN