

INSULATION DISPLACEMENT CONNECTOR



2631 SERIES 3.96mm (0.156")

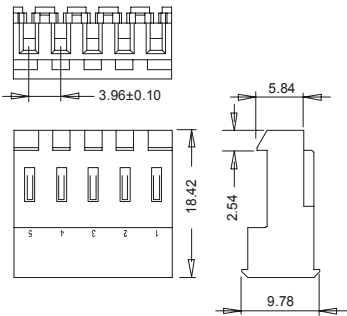
Features

- Available in 2 through 24 circuits
- Insulator Material: Nylon UL 94V-2
- Contact Material: Tinned copper alloy
- Mates with single row 3.96 mm. headers
- Optional: Dust Cover
- Low cost termination

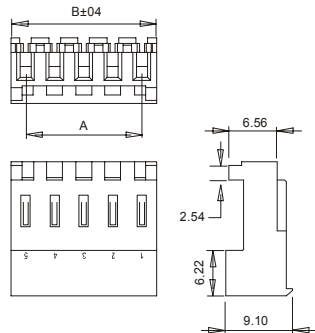
Dimensional Information

Ordering and Dimensional Information

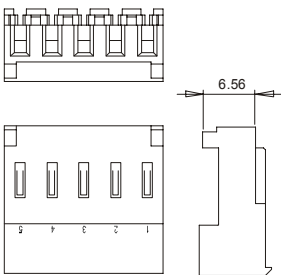
L = 1



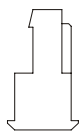
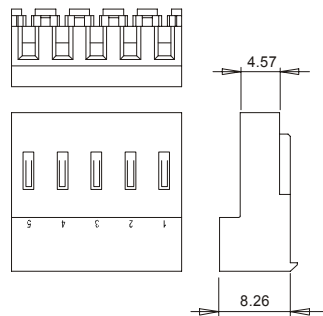
L = 2



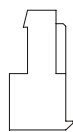
L = 3



L = 4



Feed-Thru type



Closed end type

2631 - 2- XX- P- L- E
 1 2 3 4 5 6

1. SERIES

2. PLATING OPTIONS

- Tinned

3. (XX)CIRCUIT SIZE

- Available in 2 through 18 circuits

4. (P) WIRE RANGES

- P = 1. AWG 18
- P = 2. AWG 20
- P = 3. AWG 22
- P = 4. AWG 24
- P = 5. AWG 26

5. (L) POLARISING OPTIONS

- L = 1. With locking ramp / W/O polarisation
- L = 2. With locking ramp / With polarisation
- L = 3. W/O locking ramp / With polarisation
- L = 4. W/O locking ramp / W/O polarisation

6. (E) CONNECTOR TYPE

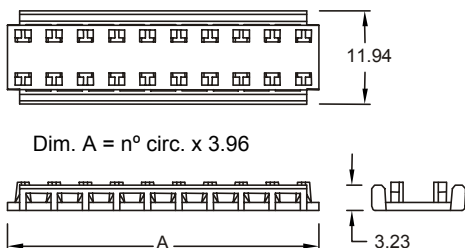
- E = 1. Closed end Type
- E = 2. Feed Thru Type

DIMENSIONS: (In mm.)

Circuits	Dim. A	Dim. B
XX	3.96 x (xx - 1)	3.96 x (xx)

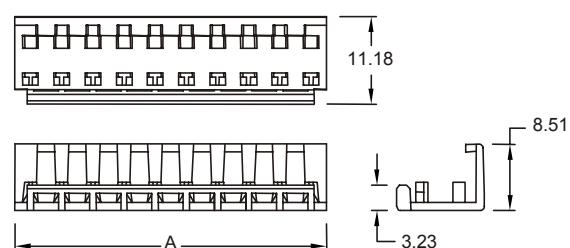
XX = Number of circuits

Feed-Thru Strain Relief Cover



Part Number: **2631-00NN**
 NN = N° of circuits

Closed End Strain Relief Cover



Part Number: **2631-01NN**
 NN = N° of circuits